

PiT Count Report

Brandon, Manitoba

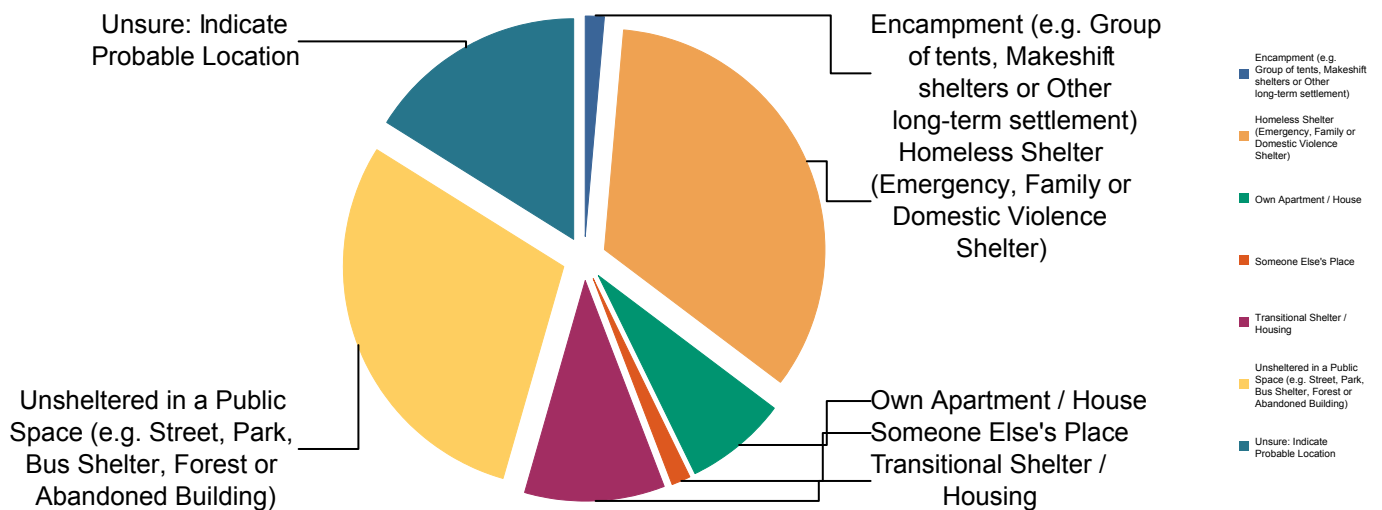
Dates: 2021/04/22 - 2021/04/22



Screening

1.1) Where are you staying tonight? / Where did you stay last night?

	Total	
Encampment (e.g. Group of tents, Makeshift shelters or Other long-term settlement)	1	1%
Homeless Shelter (Emergency, Family or Domestic Violence Shelter)	23	34%
Own Apartment / House	5	7%
Someone Else's Place	1	1%
Transitional Shelter / Housing	7	10%
Unsheltered in a Public Space (e.g. Street, Park, Bus Shelter, Forest or Abandoned Building)	20	29%
Unsure: Indicate Probable Location	11	16%
Total	68	100%



1.2) Unsure: Indicate Probable Location

	Total
	58
Family maybe	1
friend	1
Friends	2
homeless	2
Safe and Warm or Friends	1
shelter	1
someone elses	1
someone else's place.	1
Total	68

PiT Count Report

Brandon, Manitoba

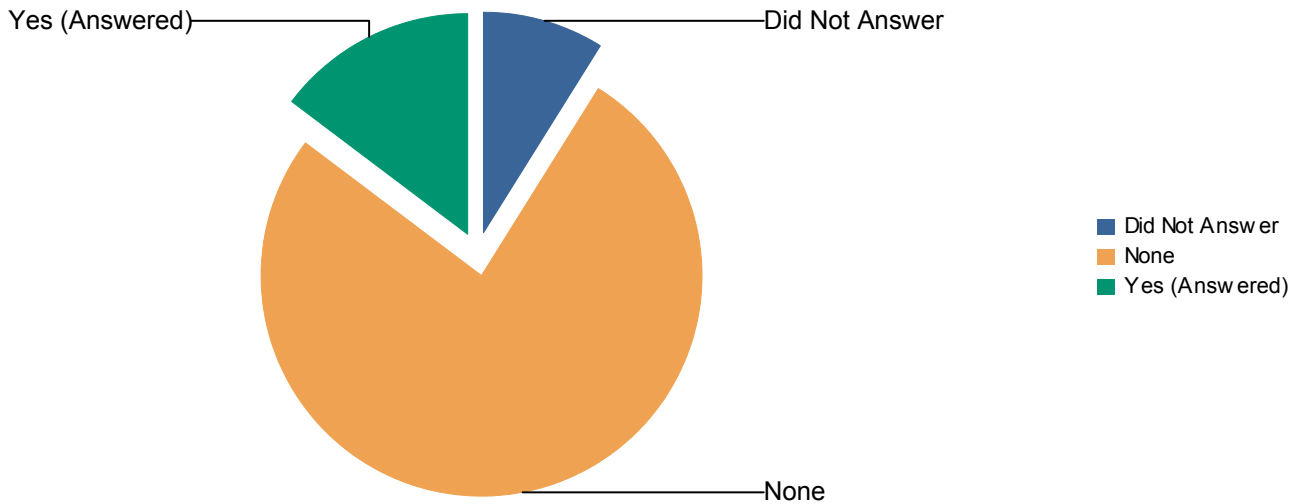
Dates: 2021/04/22 - 2021/04/22



Core

1.1) Do you have family members or anyone else who is staying with you tonight? / Did you have any family members or anyone else who stayed with you last night? [Indicate survey number for partners. Add all that apply.]

	Total	
Did Not Answer	6	9%
None	52	76%
Yes (Answered)	10	15%
Total	68	100%



PiT Count Report

Brandon, Manitoba

Dates: 2021/04/22 - 2021/04/22



Core

1.2) Specify Members

		Total			
Answered	Other adult (can include other family or	4	40%		
	Partner	6	60%		
	Total	10	100%	10	15%
Did Not Answer / No Family	Did Not Answer / No Family				
	Total			58	85%
Total				68	100%

		Total			
Did Not Answer / No Family	Did Not Answer / No Family				
	Total			58	85%
Other adult (can include other family or friends)		4	100%		
	Total	4	100%	4	6%
Partner		6	100%		
	Total	6	100%	6	9%
Total				68	100%

		Total			
Did Not Answer / No Family					
	Total			58	85%
Other adult (can include other family or friends)		4	100%		
	Total	4	100%	4	6%
Partner		6	100%		
	Total	6	100%	6	9%
Total				68	100%

PiT Count Report

Brandon, Manitoba

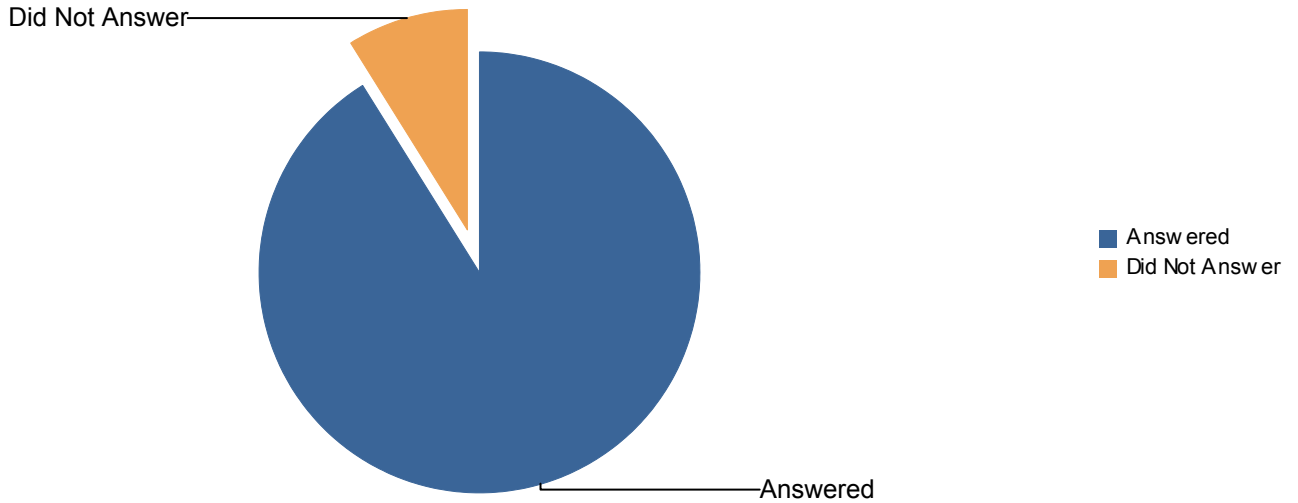
Dates: 2021/04/22 - 2021/04/22



Core

2.1) How old are you? [OR] What year were you born? [If unsure, ask for best estimate.]

	Total	
Answered	62	91%
Did Not Answer	6	9%
Total	68	100%



PiT Count Report

Brandon, Manitoba

Dates: 2021/04/22 - 2021/04/22



Core

2.2) Age

	Total	
Did Not Answer	6	9%
18 year(s)	1	1%
22 year(s)	1	1%
23 year(s)	1	1%
24 year(s)	2	3%
25 year(s)	1	1%
26 year(s)	1	1%
27 year(s)	1	1%
28 year(s)	2	3%
29 year(s)	3	4%
30 year(s)	1	1%
31 year(s)	2	3%
32 year(s)	3	4%
33 year(s)	6	9%
35 year(s)	4	6%
37 year(s)	2	3%
38 year(s)	5	7%
42 year(s)	1	1%
43 year(s)	1	1%
44 year(s)	2	3%
45 year(s)	4	6%
47 year(s)	1	1%
48 year(s)	2	3%
50 year(s)	1	1%
51 year(s)	1	1%
52 year(s)	3	4%
55 year(s)	1	1%
56 year(s)	2	3%
57 year(s)	3	4%
58 year(s)	1	1%
59 year(s)	1	1%
60 year(s)	1	1%
65 year(s)	1	1%
Total	68	100%

	Total	
Average / Moyenne		39.60
Median		37.50
Minimum		18.00
Maximum		65.00

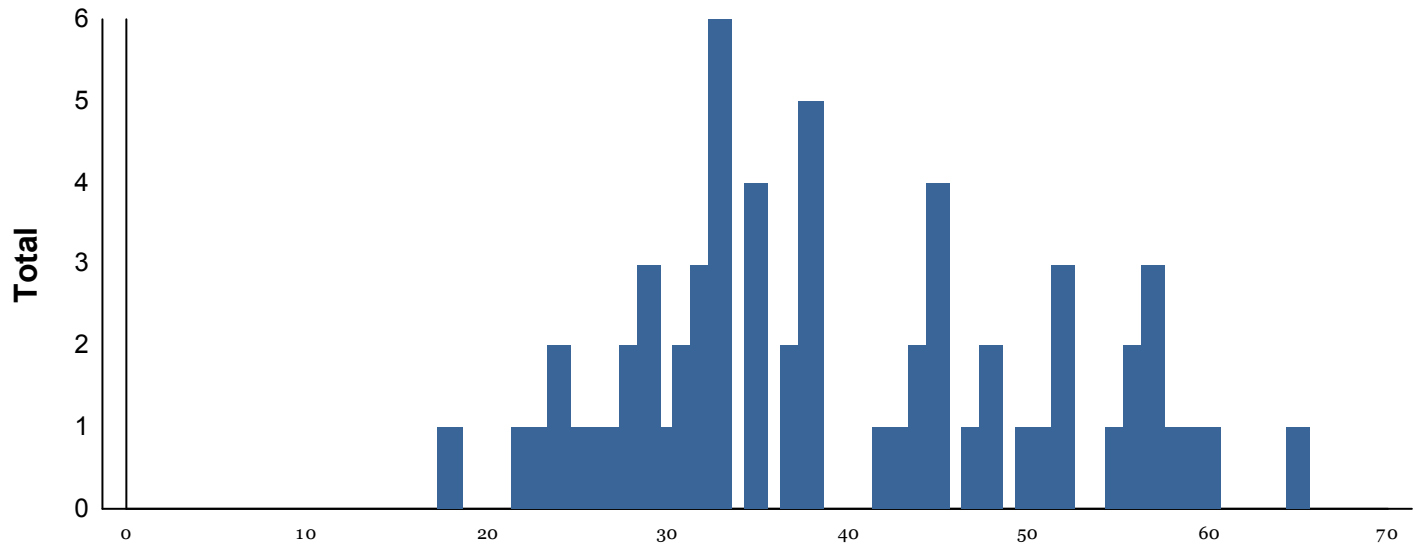
PiT Count Report

Brandon, Manitoba

Dates: 2021/04/22 - 2021/04/22



Core



PiT Count Report

Brandon, Manitoba

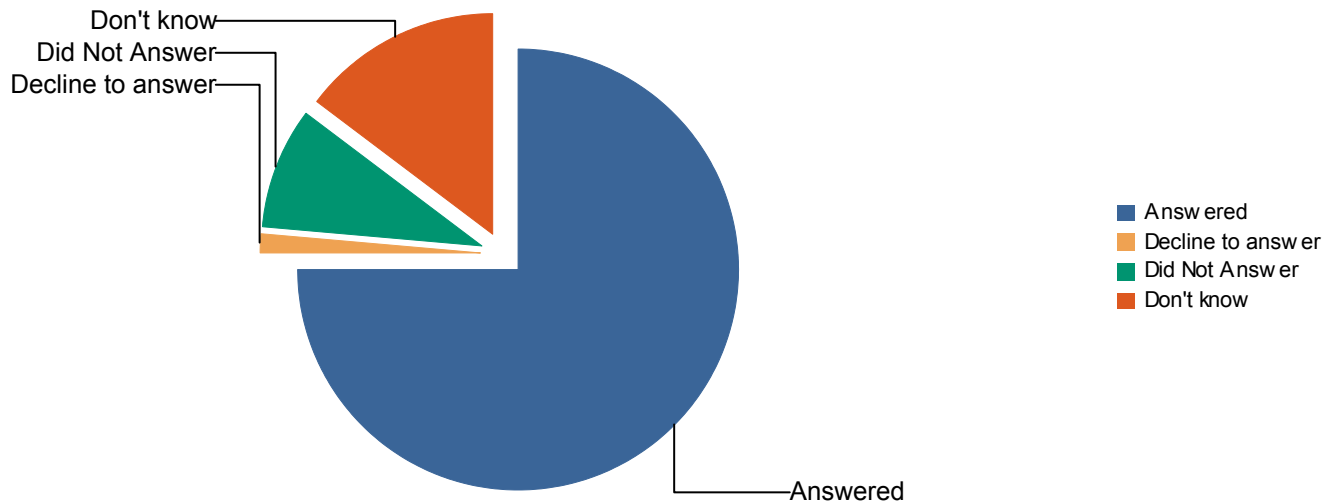
Dates: 2021/04/22 - 2021/04/22



Core

3.1) How old were you the first time you experienced homelessness?

	Total	
Answered	51	75%
Decline to answer	1	1%
Did Not Answer	6	9%
Don't know	10	15%
Total	68	100%



PiT Count Report

Brandon, Manitoba

Dates: 2021/04/22 - 2021/04/22



Core

3.2) Age

	Total	
Did Not Answer	17	25%
9 year(s)	1	1%
10 year(s)	1	1%
13 year(s)	2	3%
14 year(s)	1	1%
15 year(s)	3	4%
16 year(s)	3	4%
17 year(s)	4	6%
18 year(s)	1	1%
20 year(s)	1	1%
21 year(s)	3	4%
22 year(s)	1	1%
23 year(s)	1	1%
24 year(s)	1	1%
25 year(s)	2	3%
27 year(s)	3	4%
29 year(s)	3	4%
30 year(s)	2	3%
31 year(s)	1	1%
32 year(s)	1	1%
35 year(s)	3	4%
36 year(s)	1	1%
37 year(s)	1	1%
38 year(s)	1	1%
40 year(s)	5	7%
41 year(s)	1	1%
45 year(s)	1	1%
47 year(s)	1	1%
50 year(s)	1	1%
52 year(s)	1	1%
Total	68	100%

	Total
Average / Moyenne	27.10
Median	27.00
Minimum	9.00
Maximum	52.00

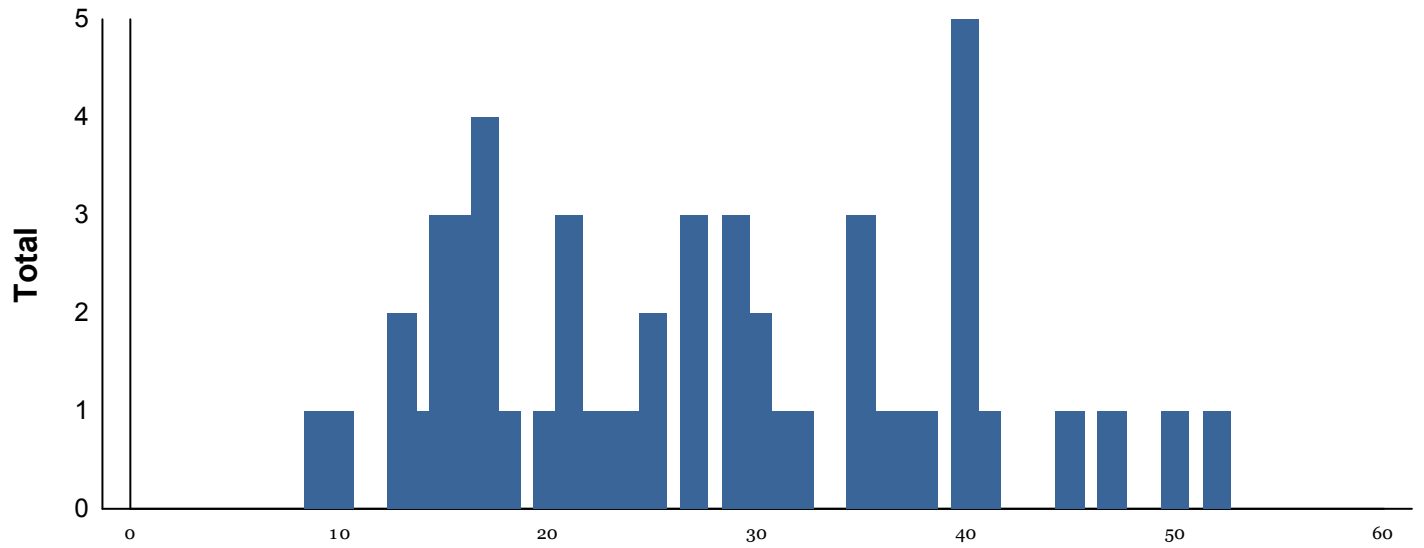
PiT Count Report

Brandon, Manitoba

Dates: 2021/04/22 - 2021/04/22



Core



PiT Count Report

Brandon, Manitoba

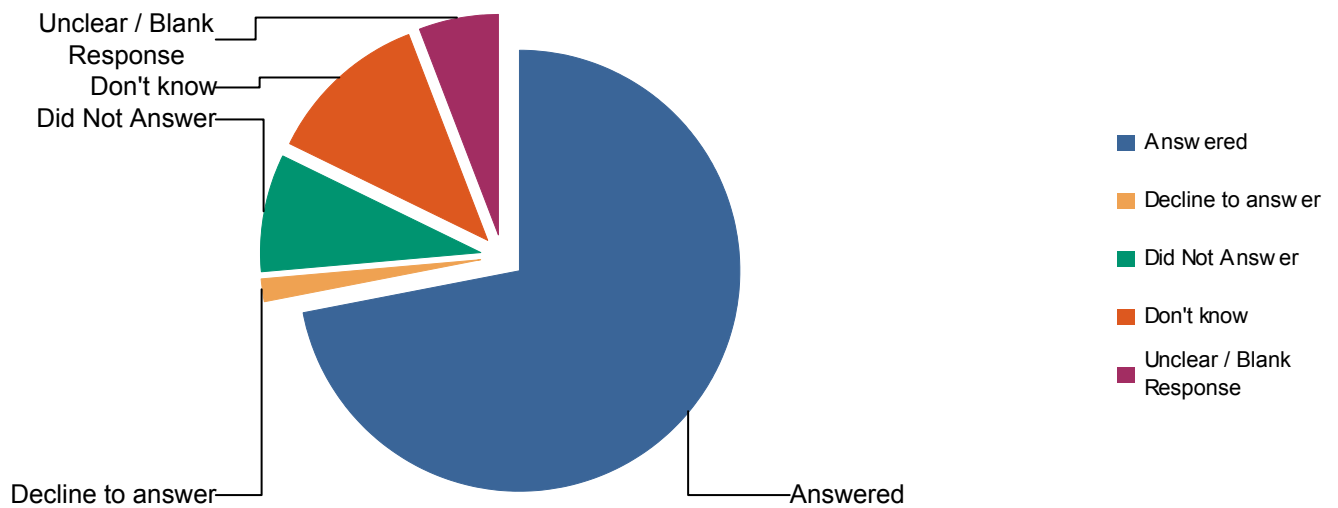
Dates: 2021/04/22 - 2021/04/22



Core

4.1) In total, for how much time have you experienced homelessness over the PAST YEAR (the last 12 months)? [Does not need to be exact. Best estimate.]

	Total	
Answered	49	72%
Decline to answer	1	1%
Did Not Answer	6	9%
Don't know	8	12%
Unclear / Blank Response	4	6%
Total	68	100%



PiT Count Report

Brandon, Manitoba

Dates: 2021/04/22 - 2021/04/22

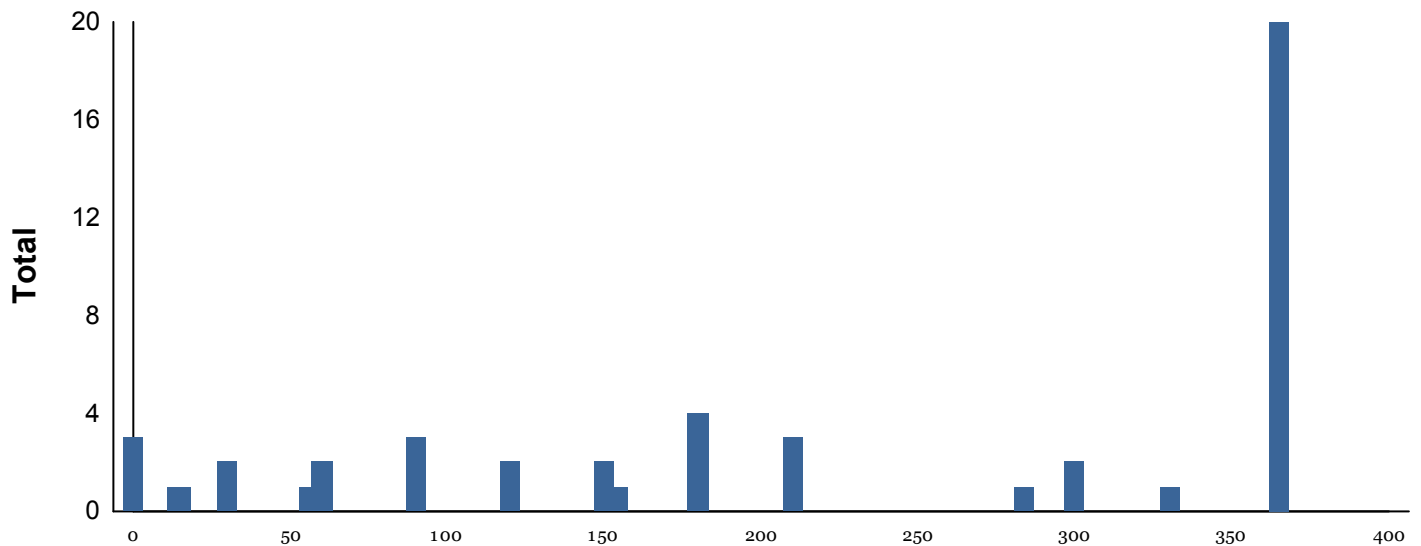


Core

4.2) Duration

	Total	
Did Not Answer	19	28%
0 day(s)	3	4%
14 day(s)	1	1%
15 day(s)	1	1%
30 day(s)	2	3%
56 day(s)	1	1%
60 day(s)	2	3%
90 day(s)	3	4%
120 day(s)	2	3%
150 day(s)	2	3%
154 day(s)	1	1%
180 day(s)	4	6%
210 day(s)	3	4%
284 day(s)	1	1%
300 day(s)	2	3%
330 day(s)	1	1%
365 day(s)	20	29%
Total	68	100%

	Total
Average / Moyenne	226.39
Median	210.00
Minimum	0.00
Maximum	365.00



PiT Count Report

Brandon, Manitoba

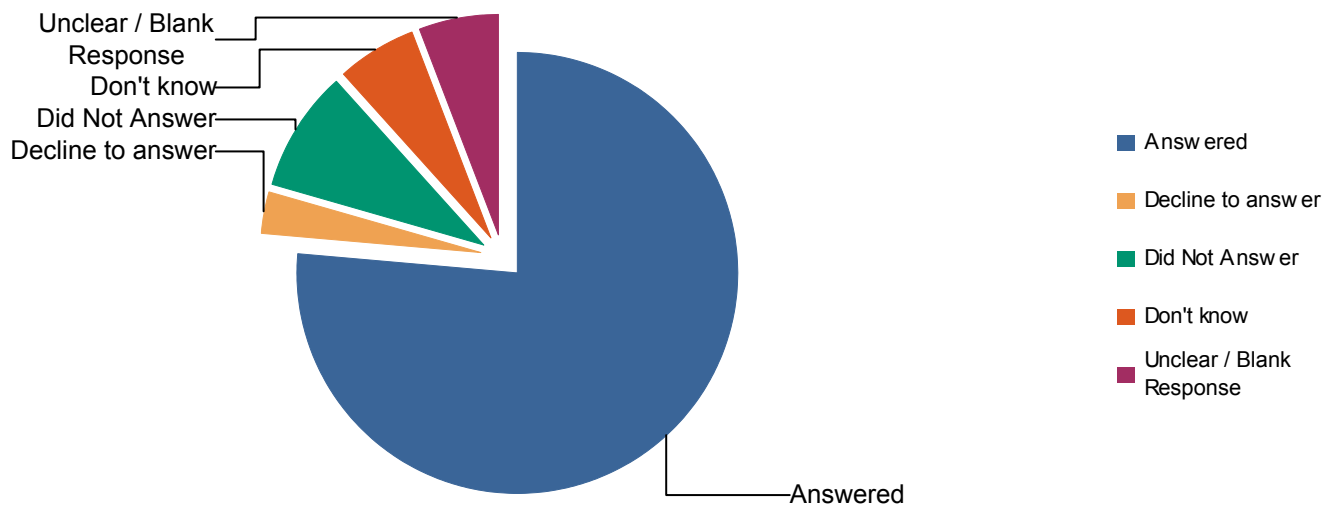
Dates: 2021/04/22 - 2021/04/22



COH - Core related

4.3) In total, how many different times have you experienced homelessness over the PAST YEAR (the last 12 months)? [Best estimate.]

	Total	
Answered	52	76%
Decline to answer	2	3%
Did Not Answer	6	9%
Don't know	4	6%
Unclear / Blank Response	4	6%
Total	68	100%



PiT Count Report

Brandon, Manitoba

Dates: 2021/04/22 - 2021/04/22

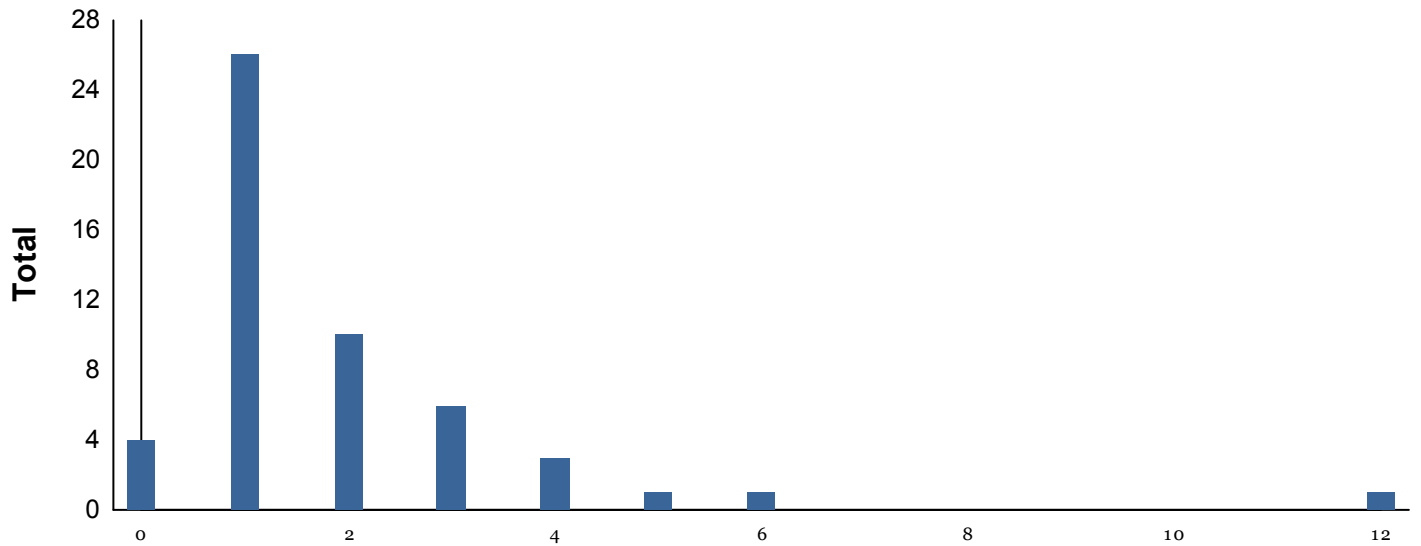


Core

4.4) Count

	Total	
Did Not Answer	16	24%
0	4	6%
1	26	38%
2	10	15%
3	6	9%
4	3	4%
5	1	1%
6	1	1%
12	1	1%
Total	68	100%

	Total
Average / Moyenne	1.90
Median	1.00
Minimum	0.00
Maximum	12.00



PiT Count Report

Brandon, Manitoba

Dates: 2021/04/22 - 2021/04/22

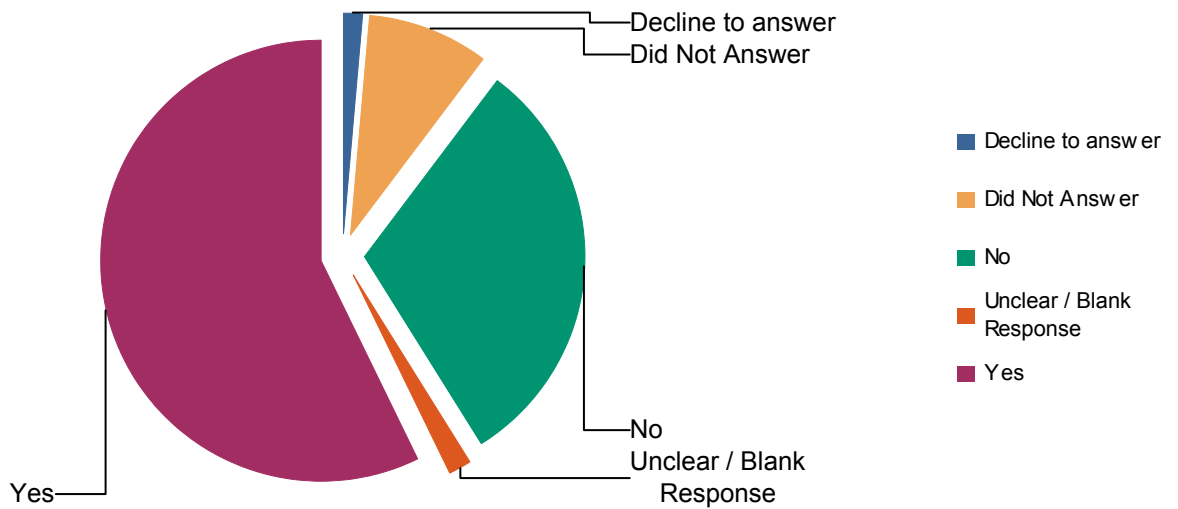


Core

5.1) Have you stayed in a homeless shelter in the past year? For example, (COMMUNITY

NOTE: Include examples of emergency shelters and extreme weather shelters for interviewers to provide).

	Total	
Decline to answer	1	1%
Did Not Answer	6	9%
No	21	31%
Unclear / Blank Response	1	1%
Yes	39	57%
Total	68	100%



PiT Count Report

Brandon, Manitoba

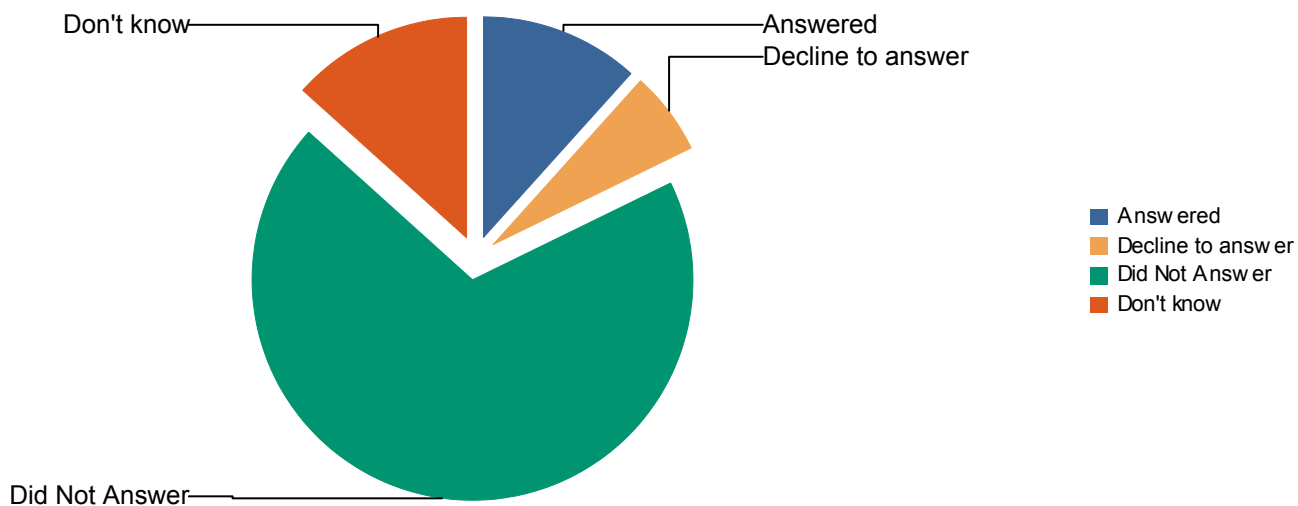
Dates: 2021/04/22 - 2021/04/22



COH - Core related

5.2) If not, what are the main reasons? [Do not read categories; select all that apply]

	Total	
Answered	8	12%
Decline to answer	4	6%
Did Not Answer	47	69%
Don't know	9	13%
Total	68	100%



PiT Count Report

Brandon, Manitoba

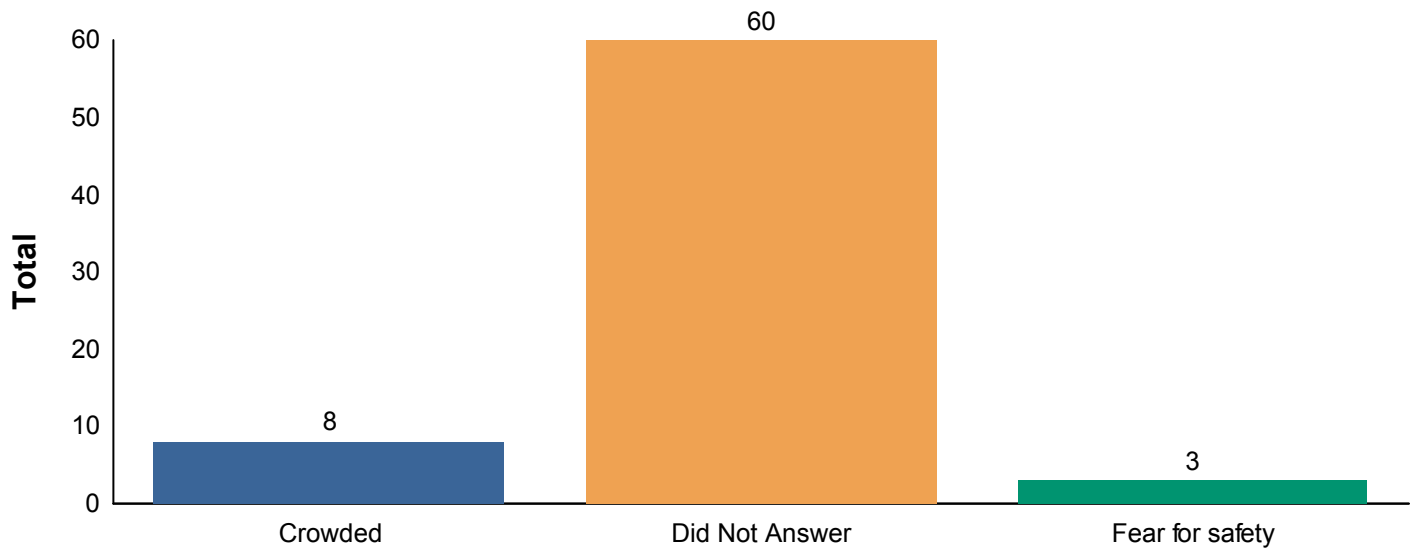
Dates: 2021/04/22 - 2021/04/22



COH - Core related

5.3) Select all that apply

		Total			
Answered	Crowded	8	100%		
	Fear for safety	3	38%		
	Total	8	100%	8	12%
Did Not Answer	Did Not Answer				
	Total			60	88%
Total				68	100%



5.4) Other

		Total
		68
Total		68

PiT Count Report

Brandon, Manitoba

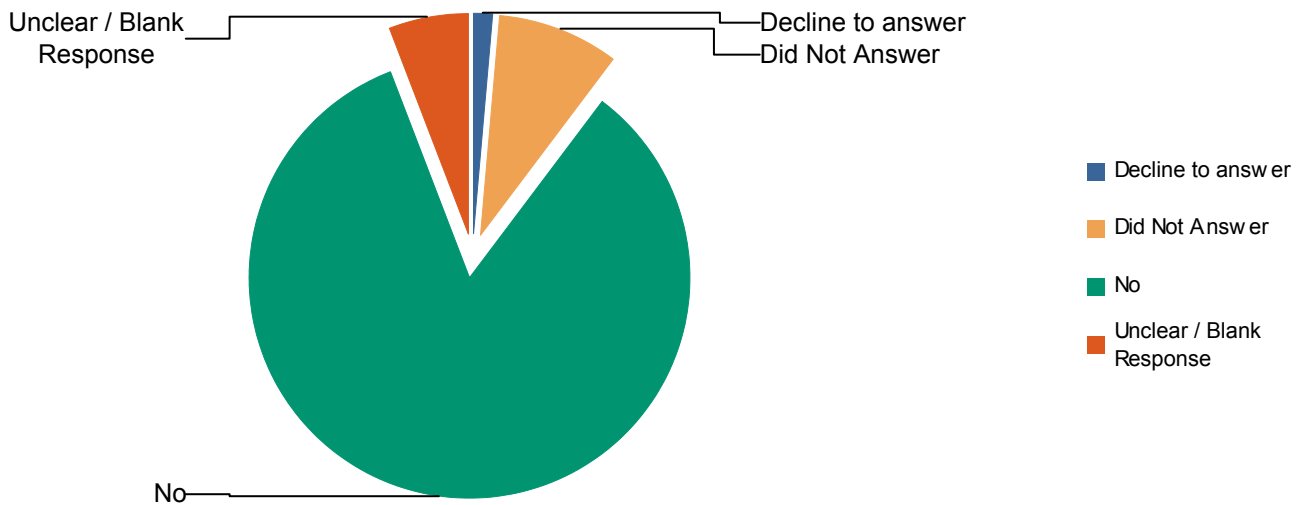
Dates: 2021/04/22 - 2021/04/22



Core

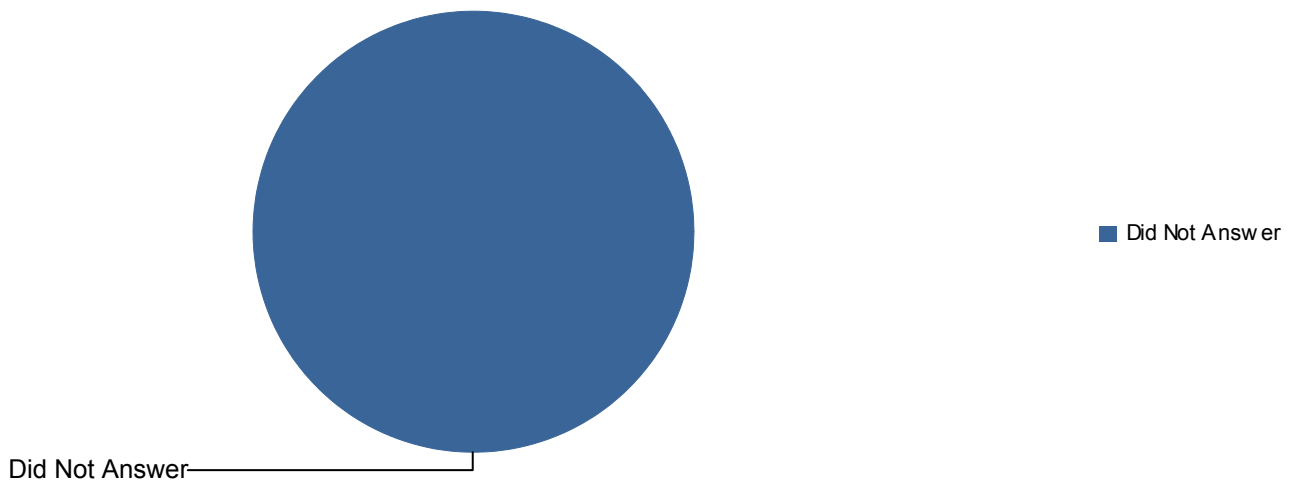
6.1) Did you come to Canada as an immigrant, refugee or a refugee claimant (i.e. applied for refugee status after coming to Canada)?

	Total	
Decline to answer	1	1%
Did Not Answer	6	9%
No	57	84%
Unclear / Blank Response	4	6%
Total	68	100%



6.2) How long have you been in Canada?

	Total	
Did Not Answer	68	100%
Total	68	100%



PiT Count Report

Brandon, Manitoba

Dates: 2021/04/22 - 2021/04/22

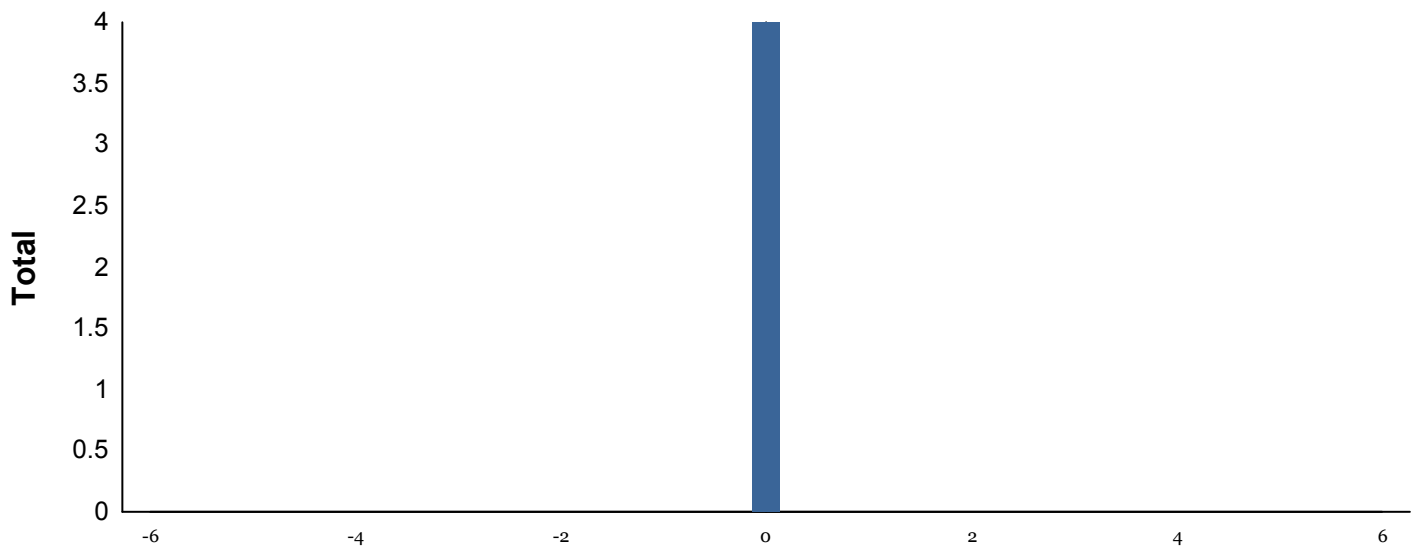


Core

6.3) Duration

	Total	
Did Not Answer	68	100%
Total	68	100%

	Total
Average / Moyenne	
Median	
Minimum	
Maximum	



PiT Count Report

Brandon, Manitoba

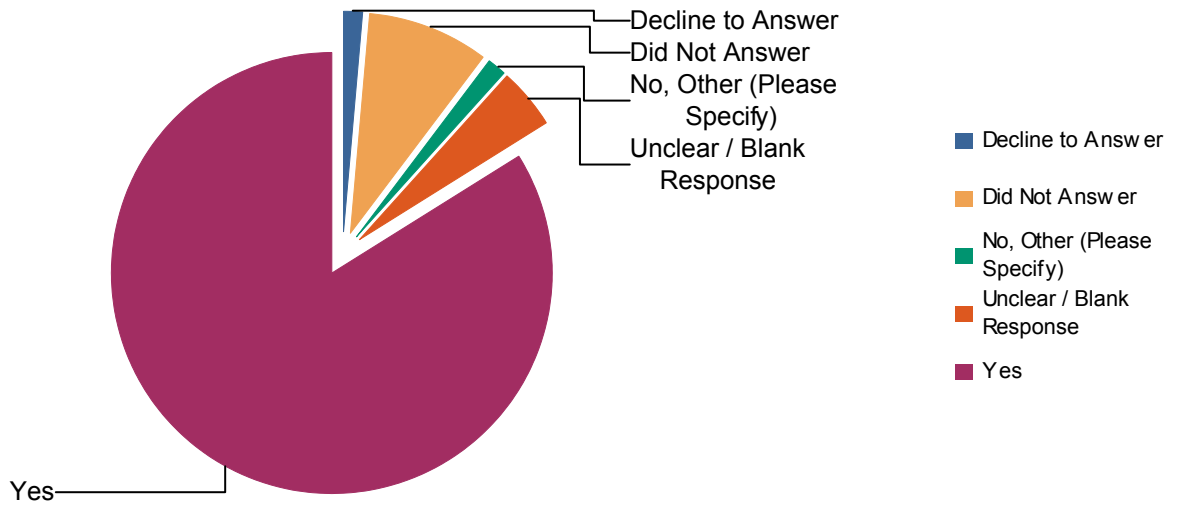
Dates: 2021/04/22 - 2021/04/22



COH - Core related

6.4) Are you a Canadian Citizen?

	Total	
Decline to Answer	1	1%
Did Not Answer	6	9%
No, Other (Please Specify)	1	1%
Unclear / Blank Response	3	4%
Yes	57	84%
Total	68	100%



6.6) Specify

	Total
	67
American	1
Total	68

PiT Count Report

Brandon, Manitoba

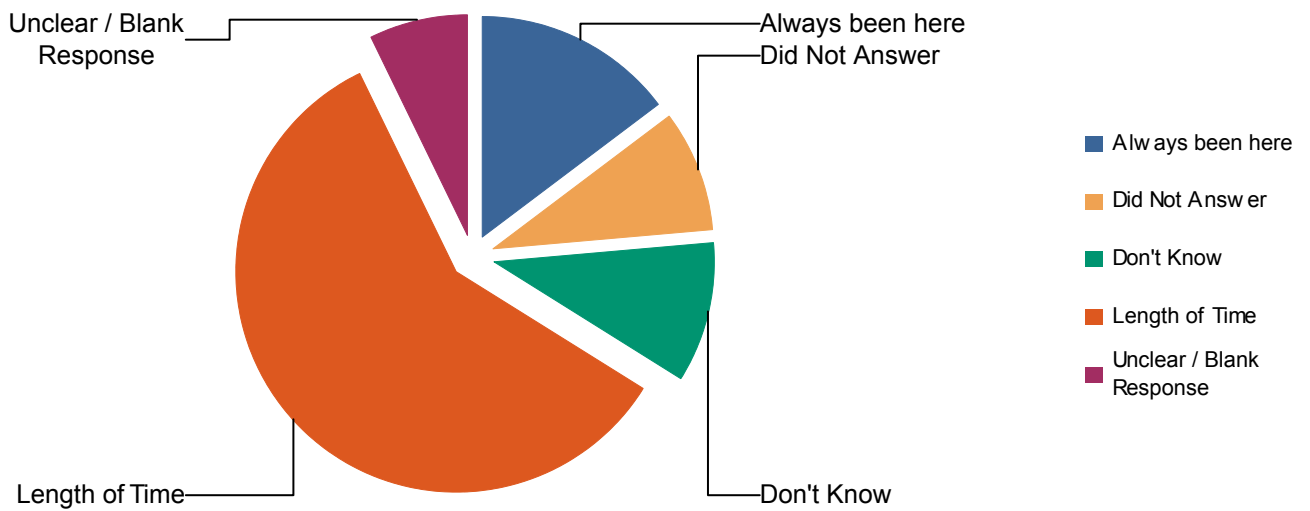
Dates: 2021/04/22 - 2021/04/22



Core

7.1) How long have you been in (community name)?

	Total	
Always been here	10	15%
Did Not Answer	6	9%
Don't Know	7	10%
Length of Time	40	59%
Unclear / Blank Response	5	7%
Total	68	100%



PiT Count Report

Brandon, Manitoba

Dates: 2021/04/22 - 2021/04/22

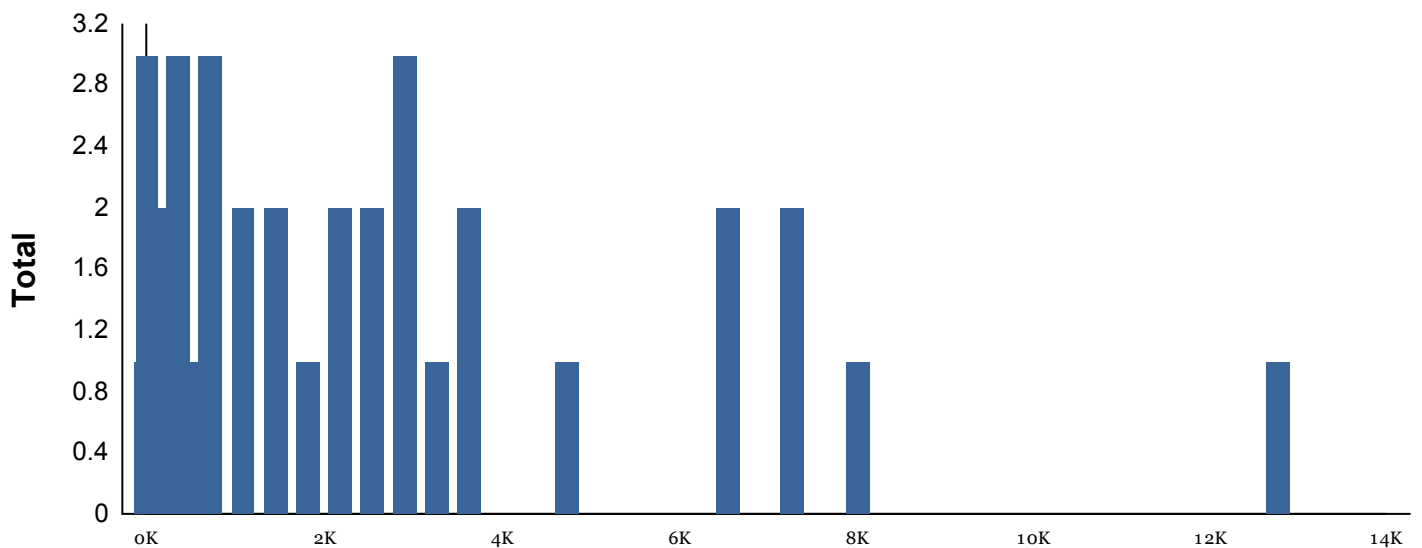


Core

7.2) Duration

	Total	
Did Not Answer	28	41%
3 day(s)	1	1%
14 day(s)	3	4%
30 day(s)	2	3%
60 day(s)	1	1%
150 day(s)	2	3%
365 day(s)	3	4%
395 day(s)	1	1%
420 day(s)	1	1%
660 day(s)	1	1%
730 day(s)	3	4%
1,095 day(s)	2	3%
1,460 day(s)	2	3%
1,825 day(s)	1	1%
2,190 day(s)	2	3%
2,555 day(s)	2	3%
2,920 day(s)	3	4%
3,285 day(s)	1	1%
3,650 day(s)	2	3%
4,745 day(s)	1	1%
6,570 day(s)	2	3%
7,300 day(s)	2	3%
8,030 day(s)	1	1%
12,775 day(s)	1	1%
Total	68	100%

	Total
Average / Moyenne	2,357.13
Median	1,277.50
Minimum	3.00
Maximum	12,775.00



PiT Count Report

Brandon, Manitoba

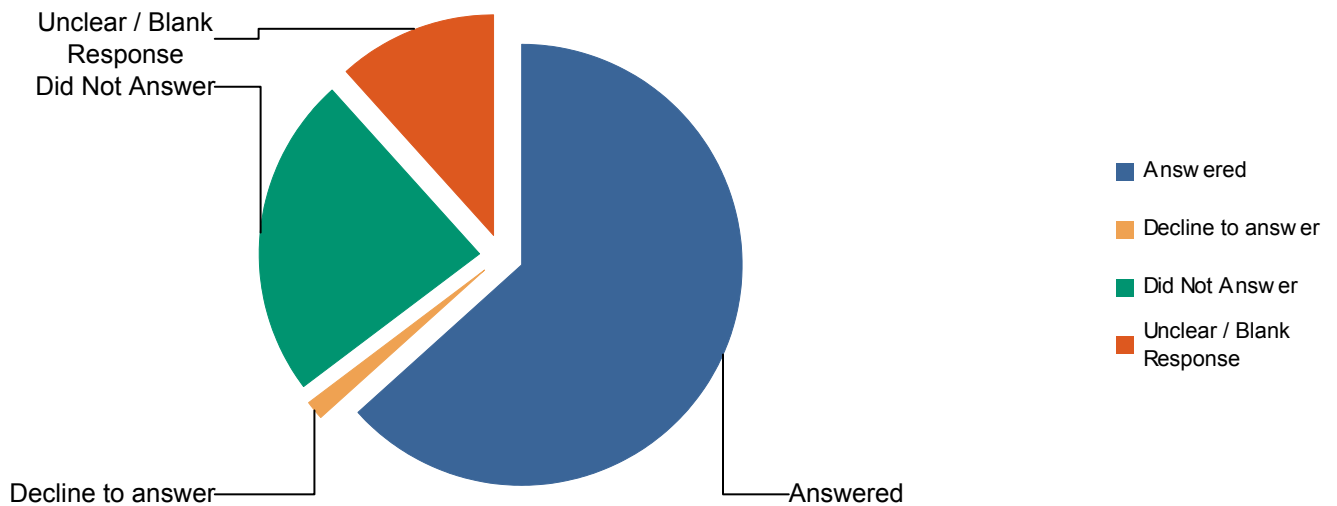
Dates: 2021/04/22 - 2021/04/22



Core

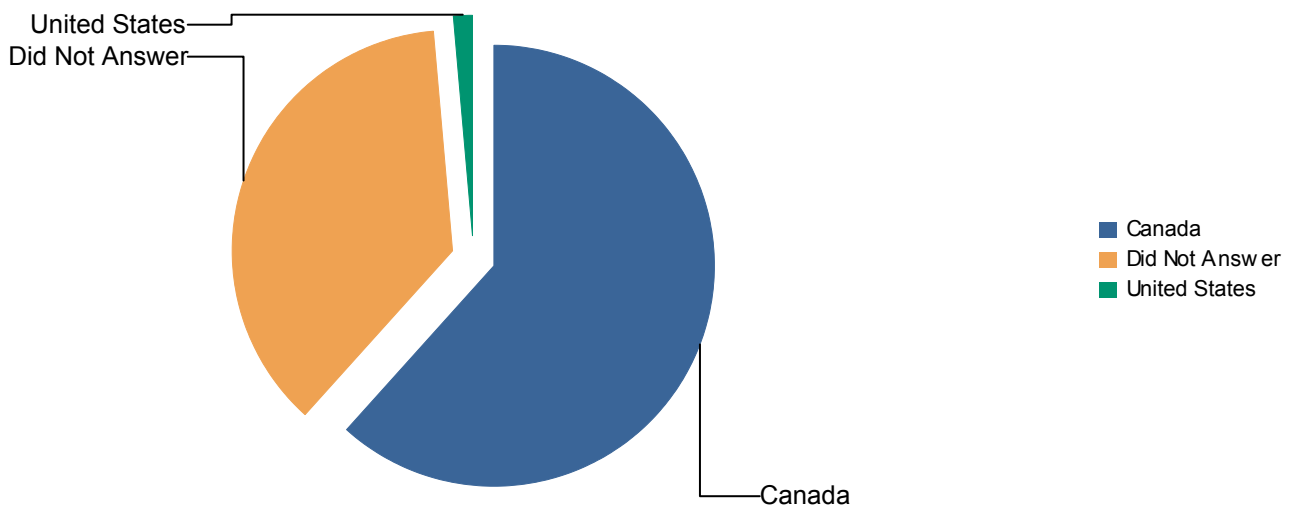
7.3) Where did you live before you came here?

	Total	
Answered	43	63%
Decline to answer	1	1%
Did Not Answer	16	24%
Unclear / Blank Response	8	12%
Total	68	100%



7.4) Country

	Total	
Canada	42	62%
Did Not Answer	25	37%
United States	1	1%
Total	68	100%



PiT Count Report

Brandon, Manitoba

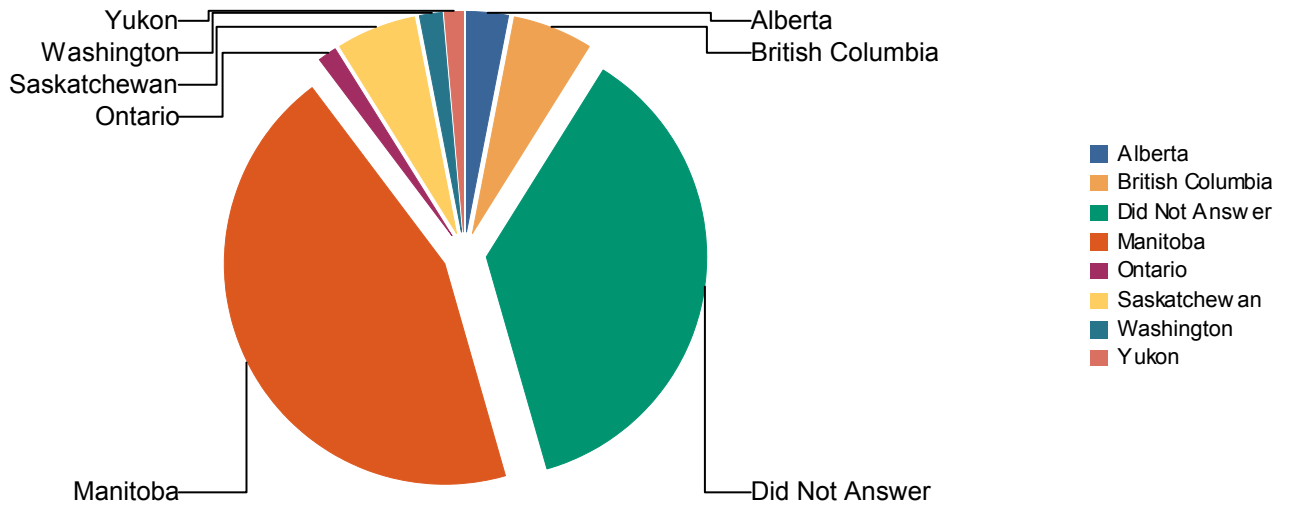
Dates: 2021/04/22 - 2021/04/22



Core

7.5) Province / Territory

	Total	
Alberta	2	3%
British Columbia	4	6%
Did Not Answer	25	37%
Manitoba	30	44%
Ontario	1	1%
Saskatchewan	4	6%
Washington	1	1%
Yukon	1	1%
Total	68	100%



PiT Count Report

Brandon, Manitoba


Dates: 2021/04/22 - 2021/04/22



Core

7.6) City

	Total	
Birdtail Sioux	1	1%
Calgary	1	1%
Cross Lake First Nation	1	1%
Dauphin	1	1%
Did Not Answer	50	74%
Dryden	1	1%
Long Plain	1	1%
Minnedosa	1	1%
Opaskwayak Cree Nation	1	1%
Saskatoon	1	1%
Sioux Valley Dakota Nation	1	1%
Vancouver	2	3%
Victoria	1	1%
Waywayseecappo First Nation Treaty Four - 1874	1	1%
Whitehorse	1	1%
Winnipeg	3	4%
Total	68	100%



PiT Count Report

Brandon, Manitoba

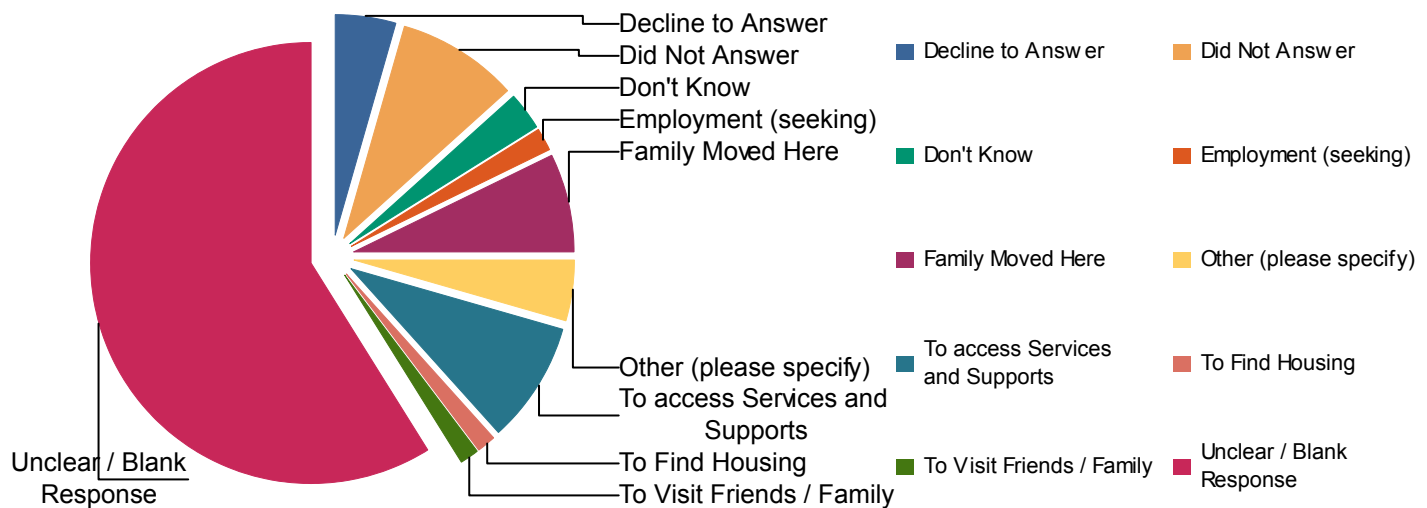
Dates: 2021/04/22 - 2021/04/22



COH - Core related

7.7) What is the main reason you came to (community name)? [Do not read categories; select one]

	Total	
Decline to Answer	3	4%
Did Not Answer	6	9%
Don't Know	2	3%
Employment (seeking)	1	1%
Family Moved Here	5	7%
Other (please specify)	3	4%
To access Services and Supports	6	9%
To Find Housing	1	1%
To Visit Friends / Family	1	1%
Unclear / Blank Response	40	59%
Total	68	100%



7.8) Specify

	Total
	65
family lived here	1
Family raised me here.	1
to live with boyfriend	1
Total	68

PiT Count Report

Brandon, Manitoba

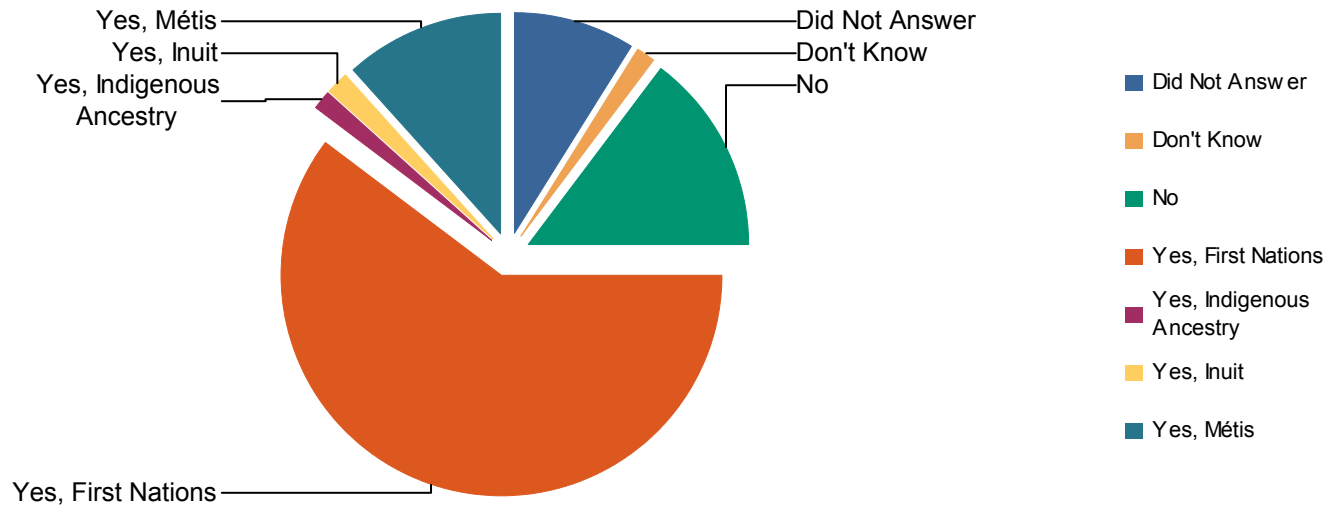
Dates: 2021/04/22 - 2021/04/22



Core

8.1) Do you identify as First Nations (with or without status), Métis, or Inuit, or do you have North American Indigenous ancestry? [If yes, please specify] (COMMUNITY NOTE: The wording of this question can be adapted to what makes sense in your community, for example by listing specific First Nations)

	Total	
Did Not Answer	6	9%
Don't Know	1	1%
No	10	15%
Yes, First Nations	41	60%
Yes, Indigenous Ancestry	1	1%
Yes, Inuit	1	1%
Yes, Métis	8	12%
Total	68	100%



PiT Count Report

Brandon, Manitoba

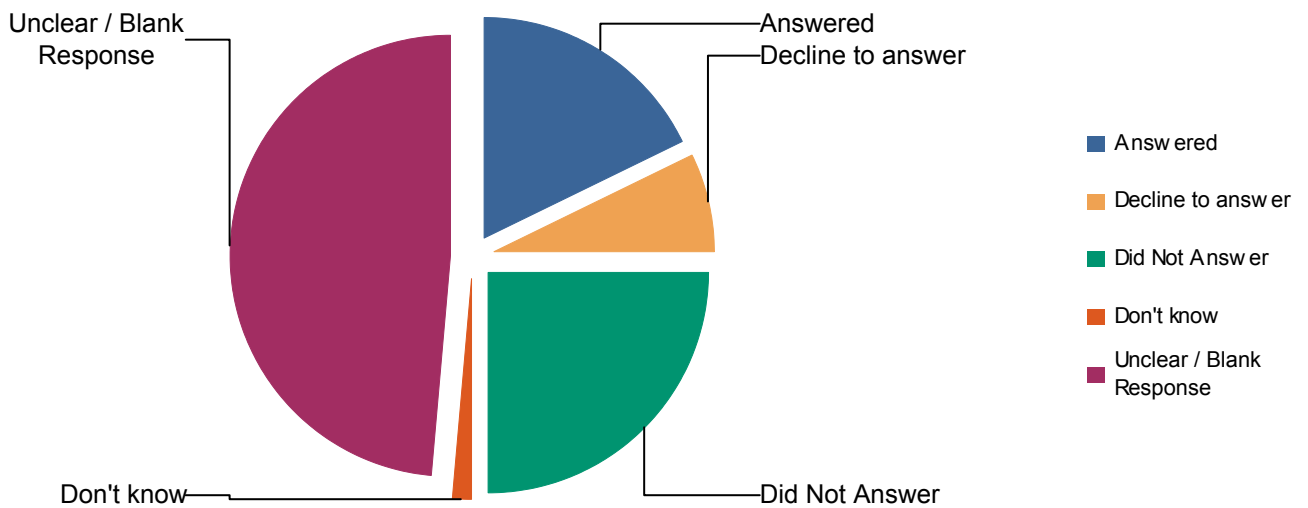
Dates: 2021/04/22 - 2021/04/22



COH - Core related

8.2) Which Indigenous community are you from?

	Total	
Answered	12	18%
Decline to answer	5	7%
Did Not Answer	17	25%
Don't know	1	1%
Unclear / Blank Response	33	49%
Total	68	100%



PiT Count Report

Brandon, Manitoba

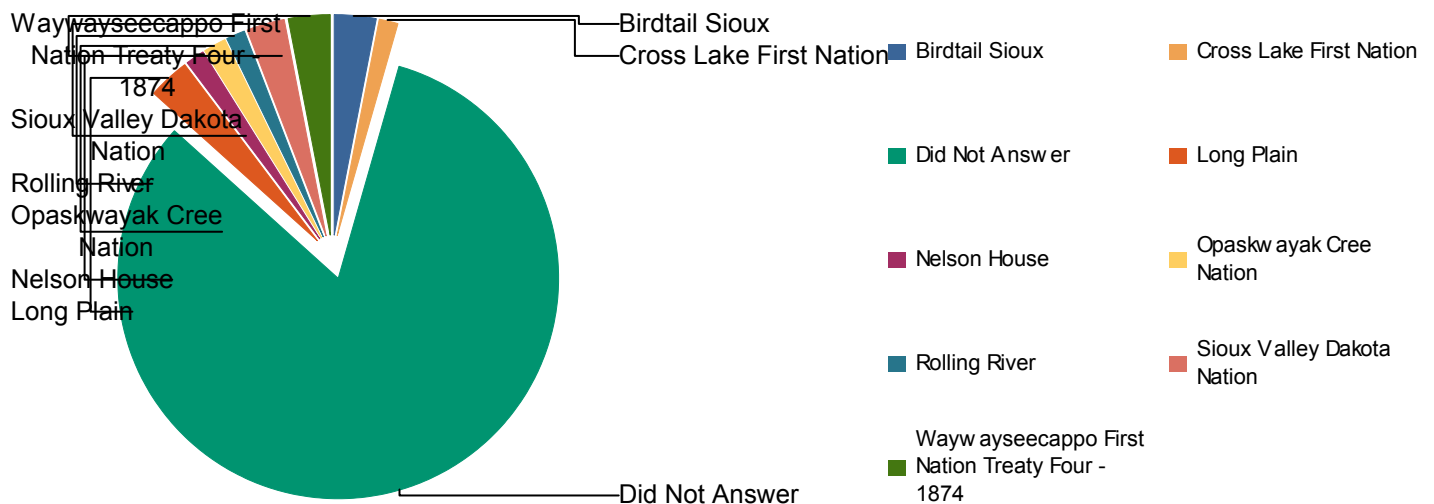
Dates: 2021/04/22 - 2021/04/22



COH - Core related

8.3) Community / reserve name

	Total	
Birdtail Sioux	2	3%
Cross Lake First Nation	1	1%
Did Not Answer	56	82%
Long Plain	2	3%
Nelson House	1	1%
Opaskwayak Cree Nation	1	1%
Rolling River	1	1%
Sioux Valley Dakota Nation	2	3%
Waywayseecappo First Nation Treaty Four - 1874	2	3%
Total	68	100%



PiT Count Report

Brandon, Manitoba

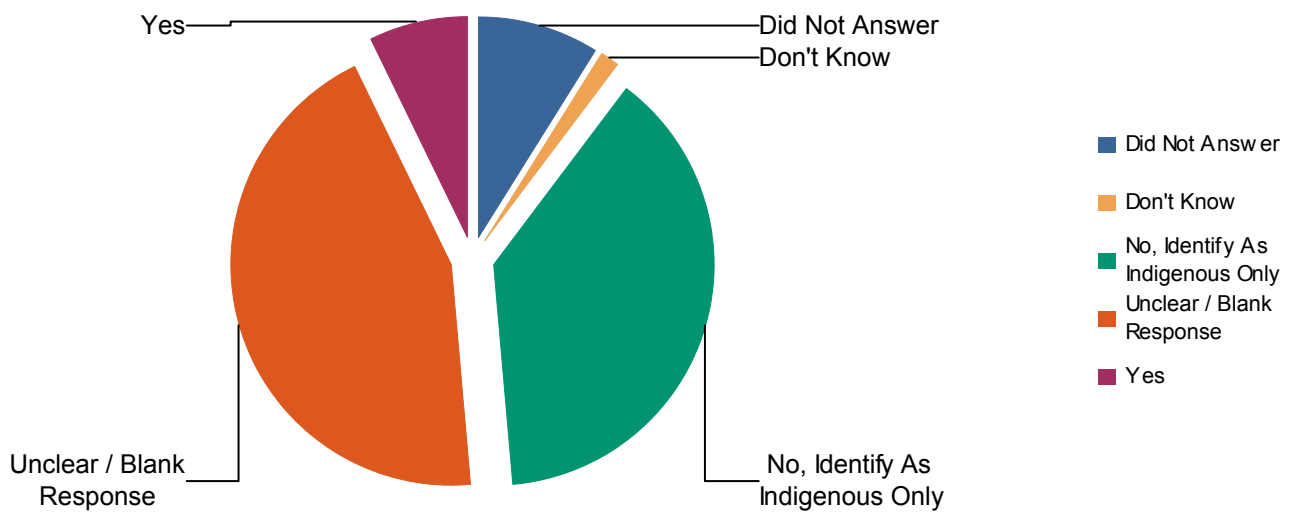
Dates: 2021/04/22 - 2021/04/22



Core

8.4) In addition to your response in the question above, do you identify with any of the racial identities listed below? [Show or Read list. Select all that apply]

	Total	
Did Not Answer	6	9%
Don't Know	1	1%
No, Identify As Indigenous Only	26	38%
Unclear / Blank Response	30	44%
Yes	5	7%
Total	68	100%



PiT Count Report

Brandon, Manitoba

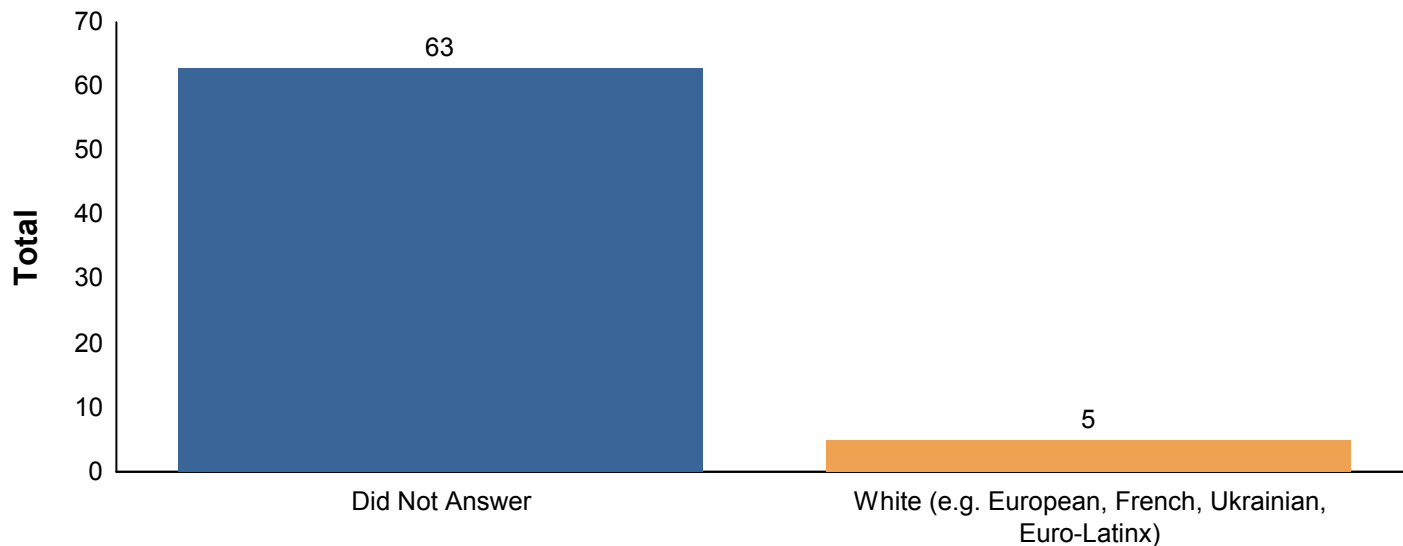
Dates: 2021/04/22 - 2021/04/22



Core

8.5) Select all that apply

		Total			
Answered	White (e.g. European, French, Ukrainian)	5	100%		
	Total	5	100%	5	7%
Did Not Answer	Did Not Answer				
	Total			63	93%
Total				68	100%



8.6) Specify

		Total
		68
Total		68

PiT Count Report

Brandon, Manitoba

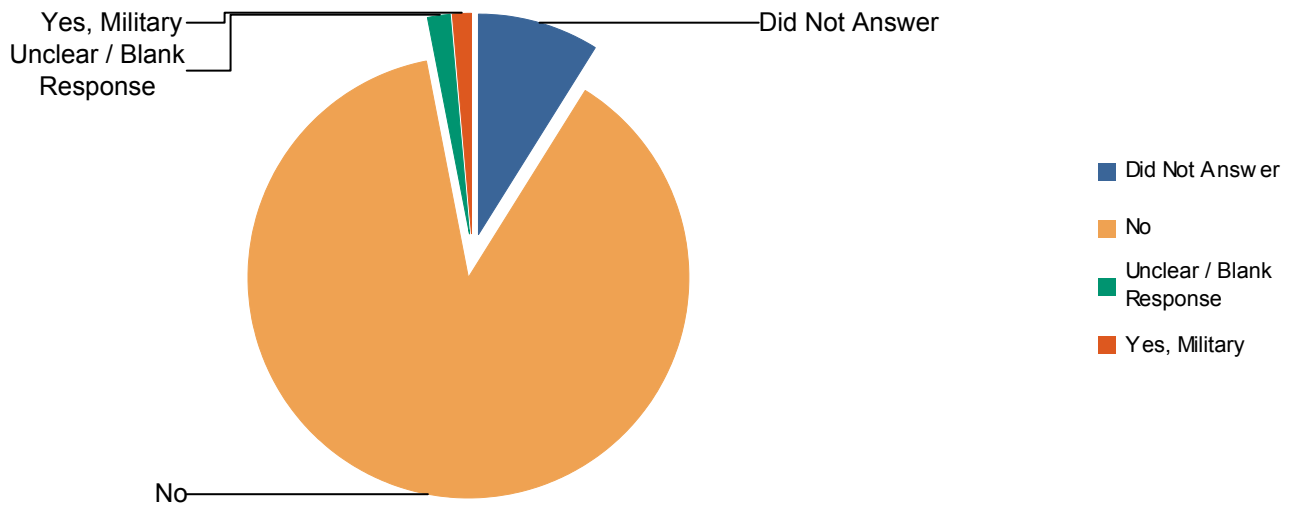
Dates: 2021/04/22 - 2021/04/22



Core

9.1) Have you ever served in the Canadian Military or RCMP? [Military includes Canadian Navy, Army, or Air Force]

	Total	
Did Not Answer	6	9%
No	60	88%
Unclear / Blank Response	1	1%
Yes, Military	1	1%
Total	68	100%



PiT Count Report

Brandon, Manitoba

Dates: 2021/04/22 - 2021/04/22

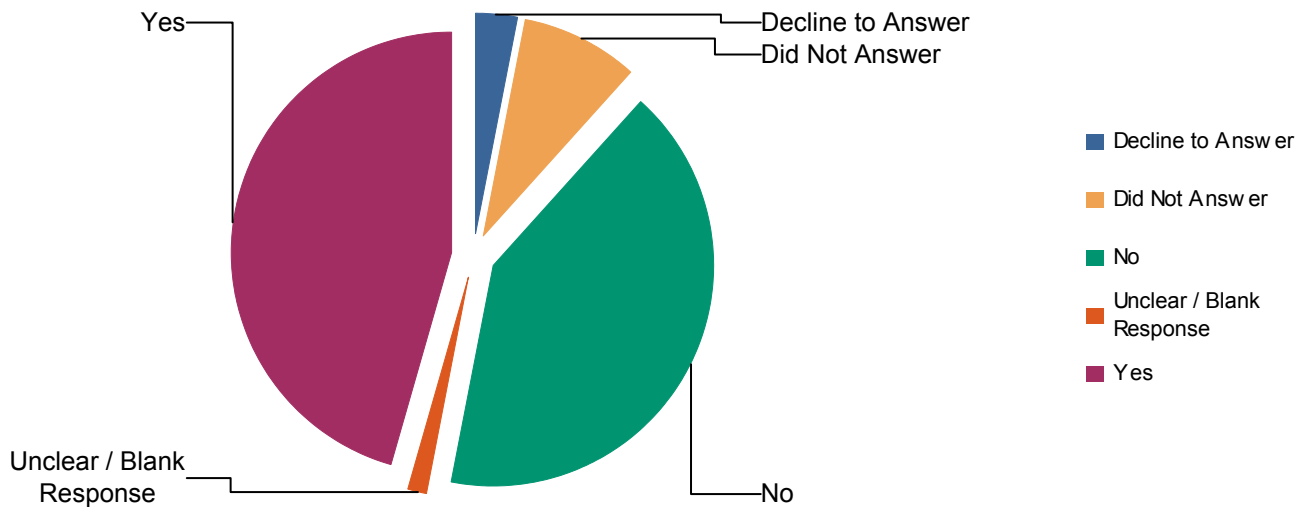


Core

10.1) As a child or youth, were you ever in foster care or in a youth group home (COMMUNITY

NOTE: include any other Provincial child welfare programs)? [Note: This question applies specifically to child welfare programs.]

	Total	
Decline to Answer	2	3%
Did Not Answer	6	9%
No	28	41%
Unclear / Blank Response	1	1%
Yes	31	46%
Total	68	100%



PiT Count Report

Brandon, Manitoba

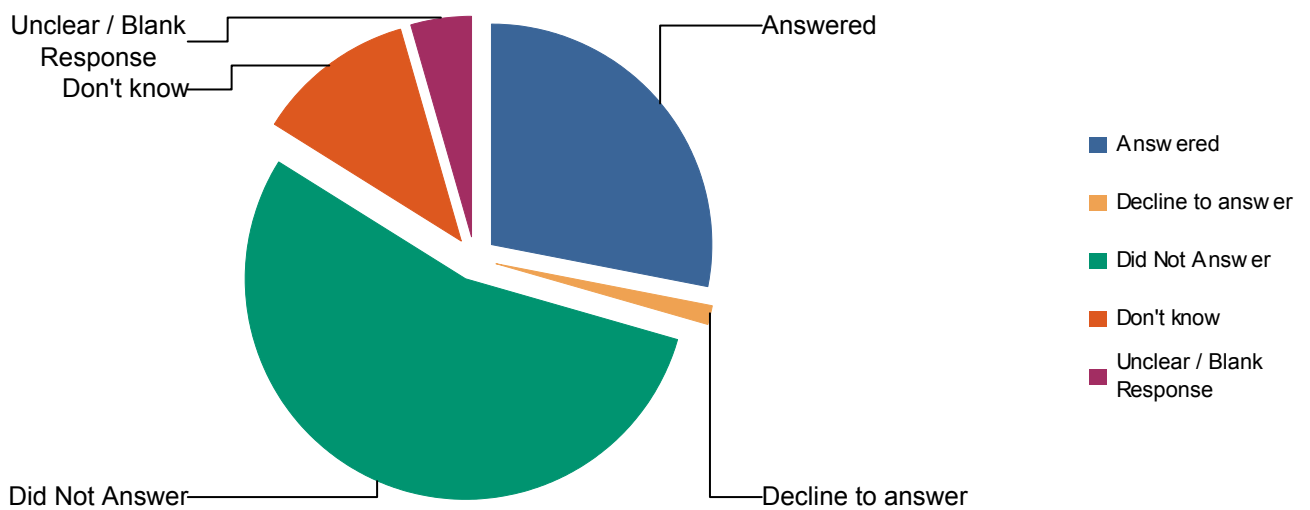
Dates: 2021/04/22 - 2021/04/22



COH - Core related

10.2) Approximately how long after leaving foster care/group home did you become homeless?

	Total	
Answered	19	28%
Decline to answer	1	1%
Did Not Answer	37	54%
Don't know	8	12%
Unclear / Blank Response	3	4%
Total	68	100%



PiT Count Report

Brandon, Manitoba

Dates: 2021/04/22 - 2021/04/22

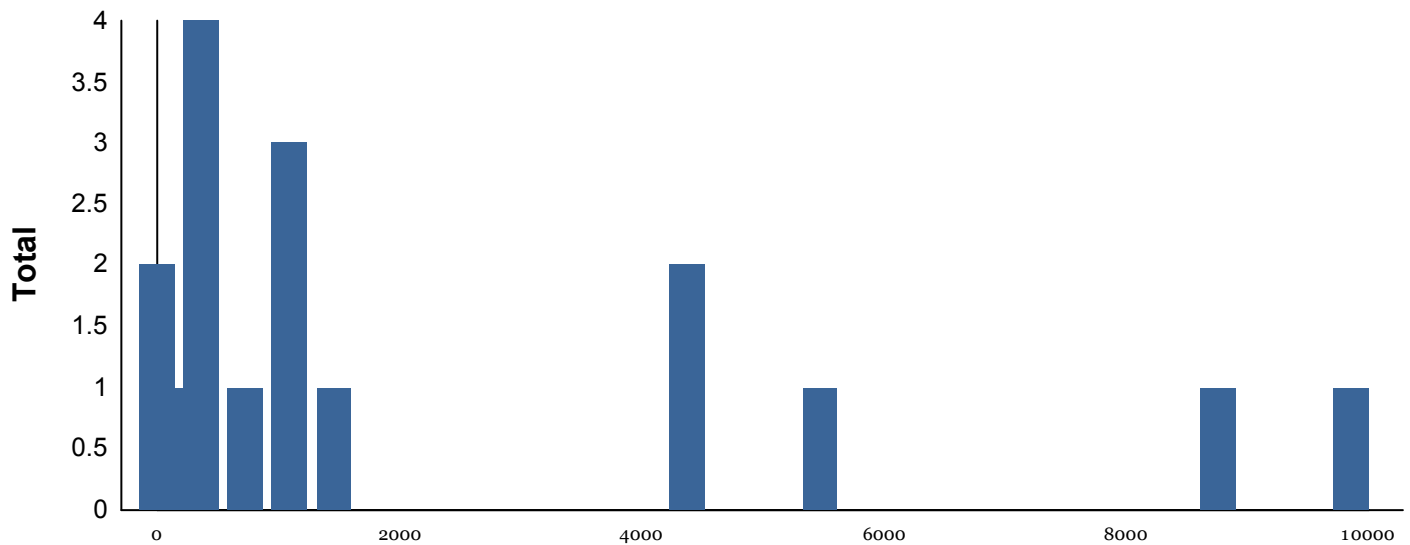


COH - Core related

10.3) Duration

	Total	
Did Not Answer	49	72%
0 day(s)	1	1%
1 day(s)	2	3%
90 day(s)	1	1%
180 day(s)	1	1%
365 day(s)	4	6%
730 day(s)	1	1%
1,095 day(s)	3	4%
1,460 day(s)	1	1%
4,380 day(s)	2	3%
5,475 day(s)	1	1%
8,760 day(s)	1	1%
9,855 day(s)	1	1%
Total	68	100%

	Total
Average / Moyenne	2,108.26
Median	730.00
Minimum	0.00
Maximum	9,855.00



PiT Count Report

Brandon, Manitoba

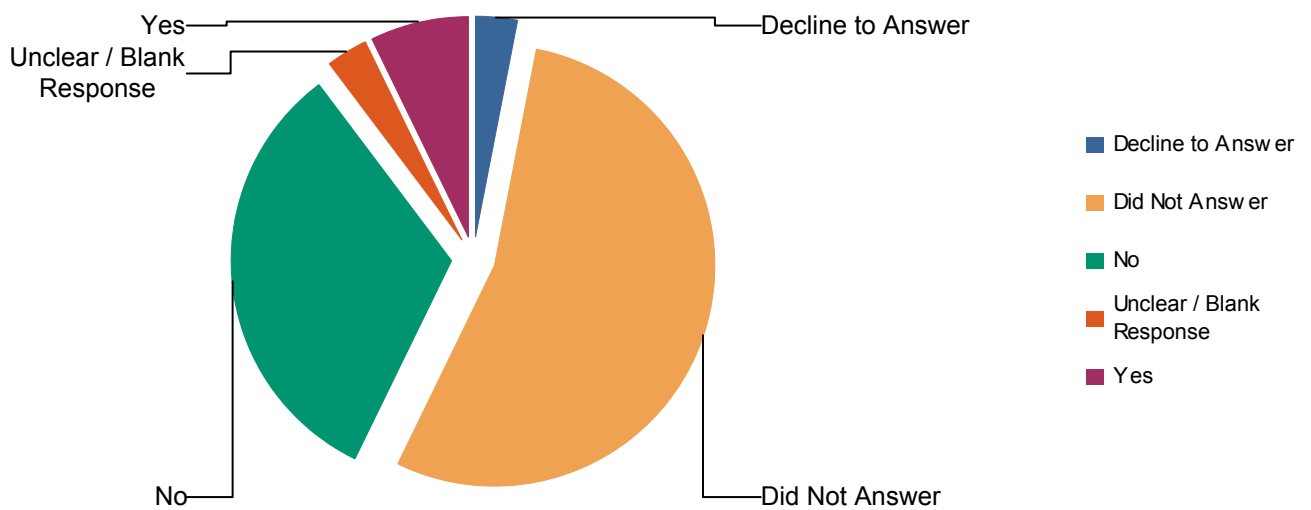
Dates: 2021/04/22 - 2021/04/22



COH - Core related

10.4) Do you feel that Child Protection Services was helpful in transitioning you to independence after leaving foster care/group home?

	Total	
Decline to Answer	2	3%
Did Not Answer	37	54%
No	22	32%
Unclear / Blank Response	2	3%
Yes	5	7%
Total	68	100%



PiT Count Report

Brandon, Manitoba

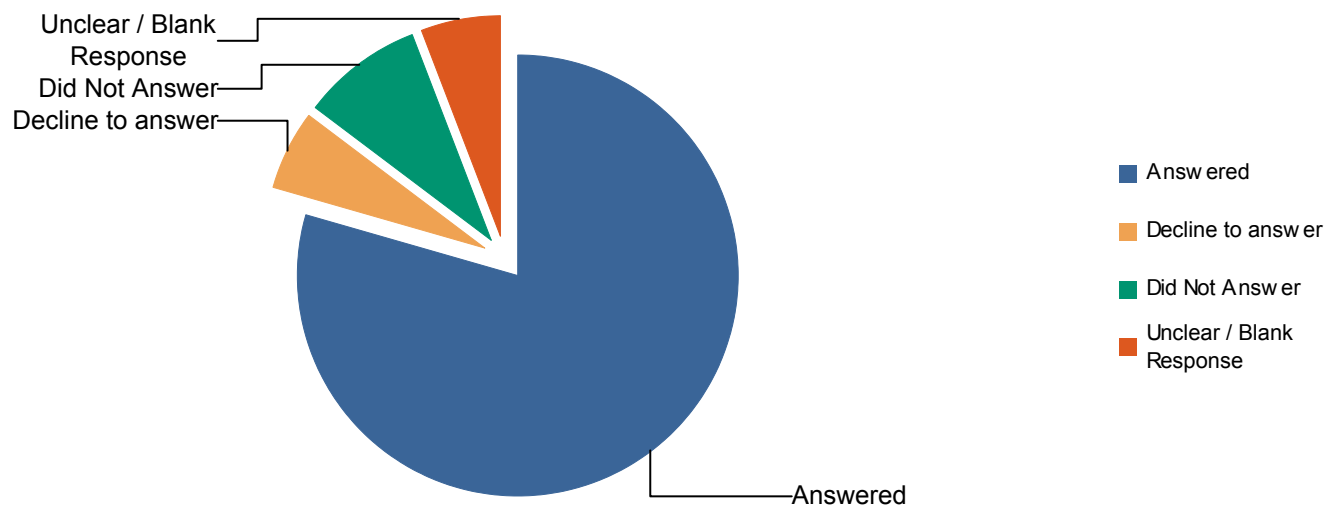
Dates: 2021/04/22 - 2021/04/22



Core

11.1) Do you identify as having any of the following health challenges at this time:

	Total	
Answered	54	79%
Decline to answer	4	6%
Did Not Answer	6	9%
Unclear / Blank Response	4	6%
Total	68	100%



PiT Count Report

Brandon, Manitoba

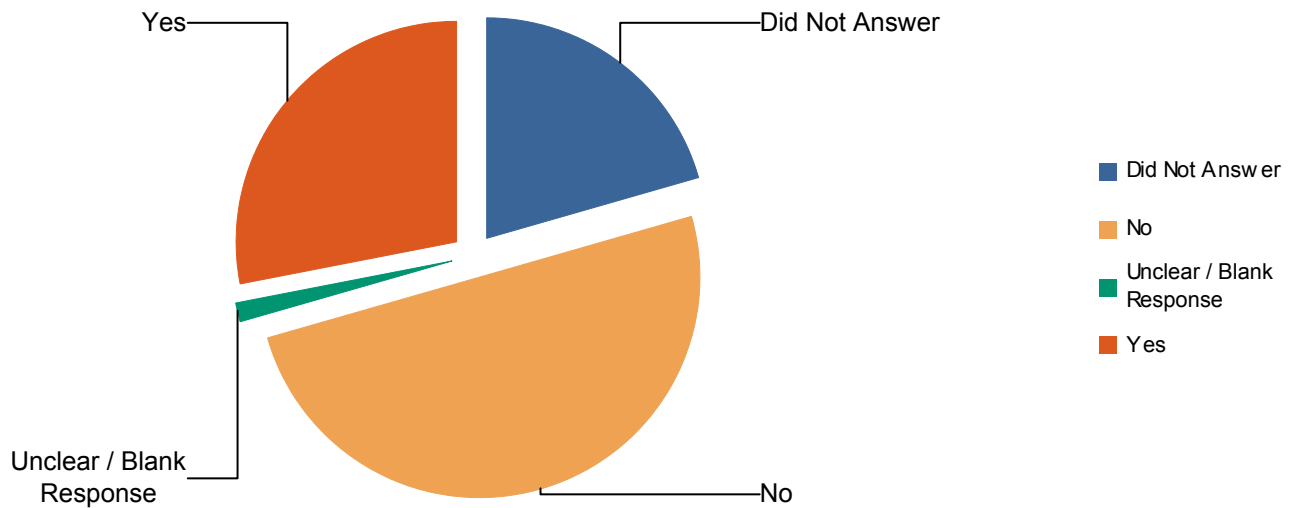
Dates: 2021/04/22 - 2021/04/22



Core

11.2) Illness or medical condition [e.g. diabetes, arthritis, TB, HIV]

	Total	
Did Not Answer	14	21%
No	34	50%
Unclear / Blank Response	1	1%
Yes	19	28%
Total	68	100%



PiT Count Report

Brandon, Manitoba

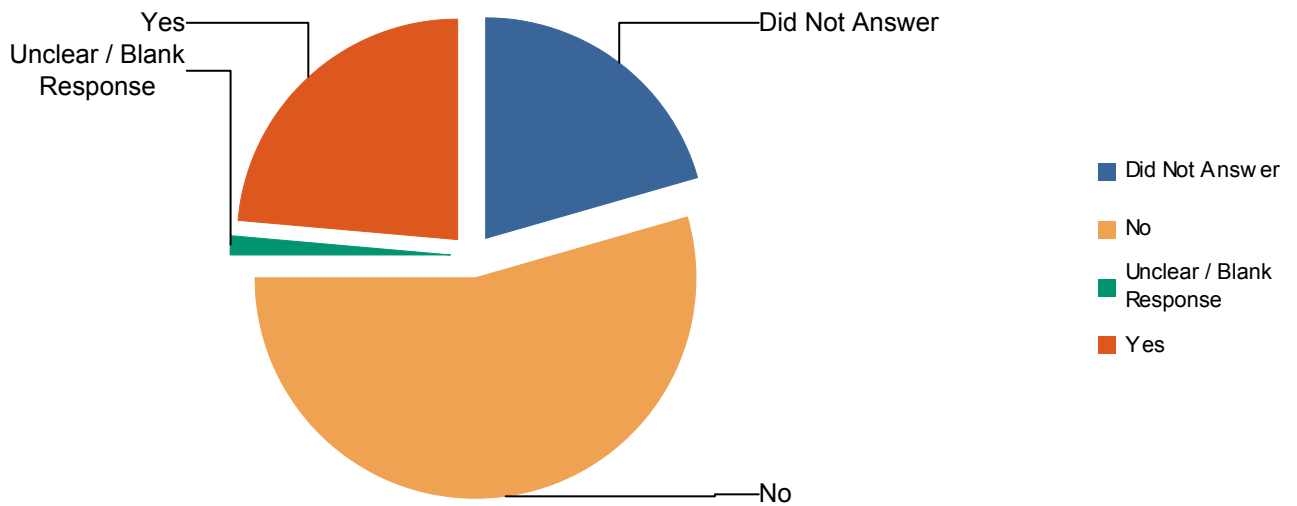
Dates: 2021/04/22 - 2021/04/22



Core

11.3) Physical limitation [e.g. challenges with mobility, physical abilities or dexterity]

	Total	
Did Not Answer	14	21%
No	37	54%
Unclear / Blank Response	1	1%
Yes	16	24%
Total	68	100%



PiT Count Report

Brandon, Manitoba

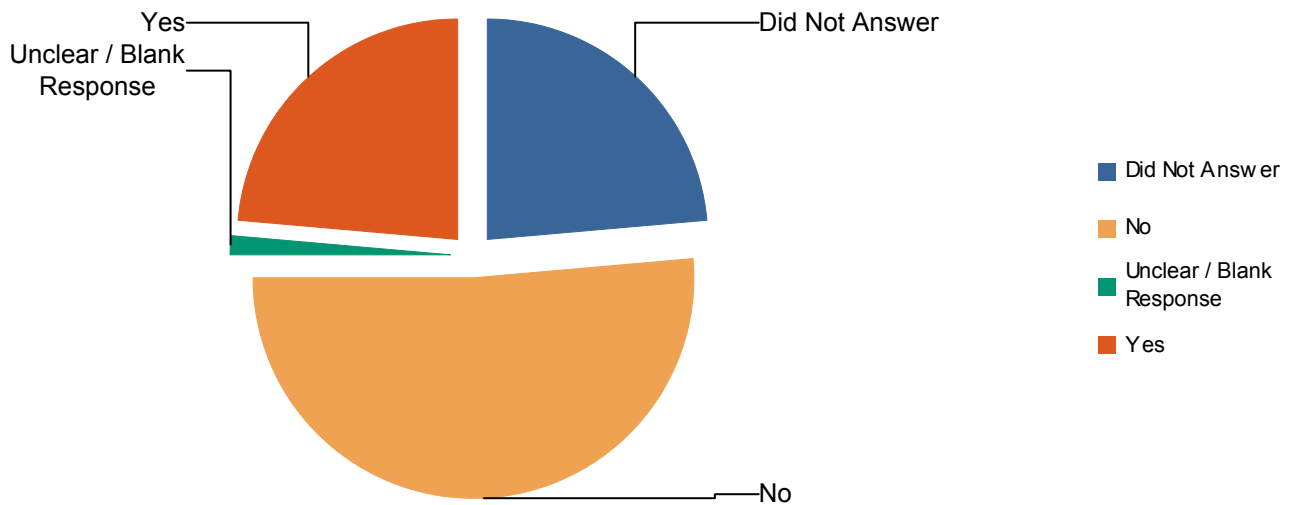
Dates: 2021/04/22 - 2021/04/22



Core

11.4) Learning or cognitive limitations [e.g. dyslexia, autism spectrum disorder, or as a result of ADHD or an acquired brain injury]

	Total	
Did Not Answer	16	24%
No	35	51%
Unclear / Blank Response	1	1%
Yes	16	24%
Total	68	100%



PiT Count Report

Brandon, Manitoba

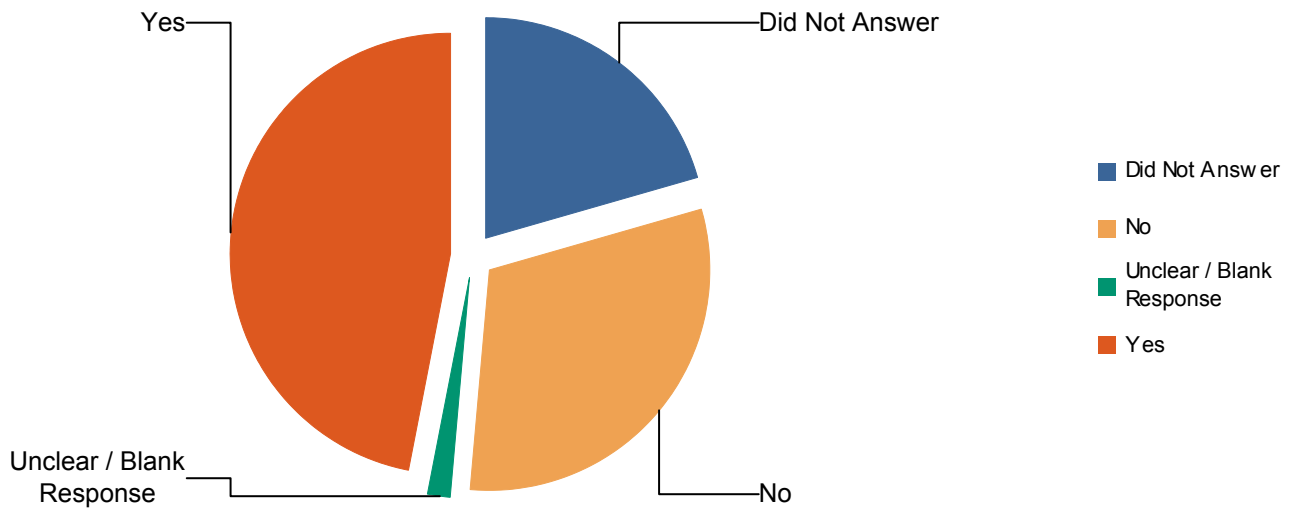
Dates: 2021/04/22 - 2021/04/22



Core

11.5) Mental health issue (diagnosed/undiagnosed) [e.g. depression, post-traumatic stress disorder (PTSD), bipolar disorder]

	Total	
Did Not Answer	14	21%
No	21	31%
Unclear / Blank Response	1	1%
Yes	32	47%
Total	68	100%



PiT Count Report

Brandon, Manitoba

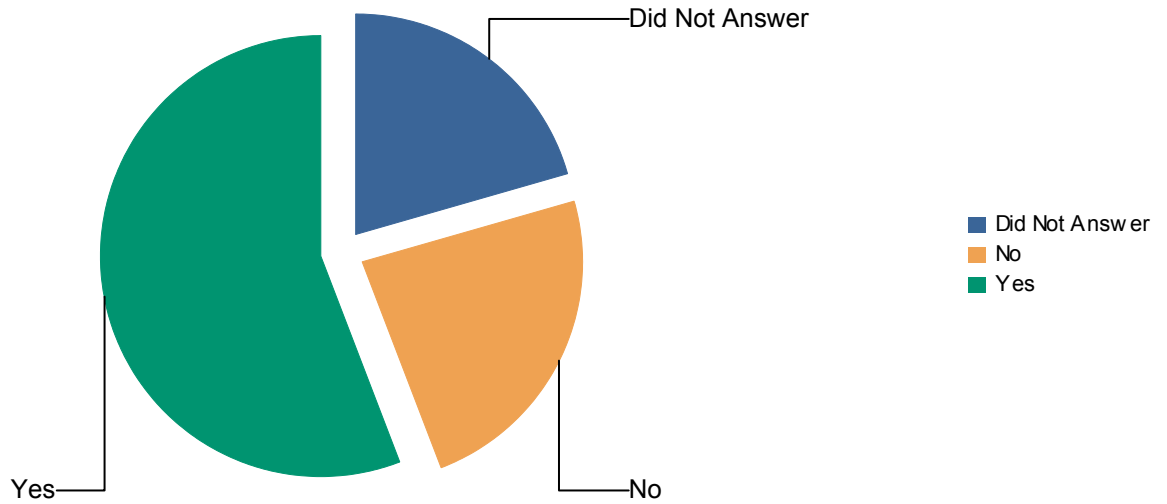
Dates: 2021/04/22 - 2021/04/22



Core

11.6) Substance use issue [e.g. tobacco, alcohol, opiates]

	Total	
Did Not Answer	14	21%
No	16	24%
Yes	38	56%
Total	68	100%



PiT Count Report

Brandon, Manitoba

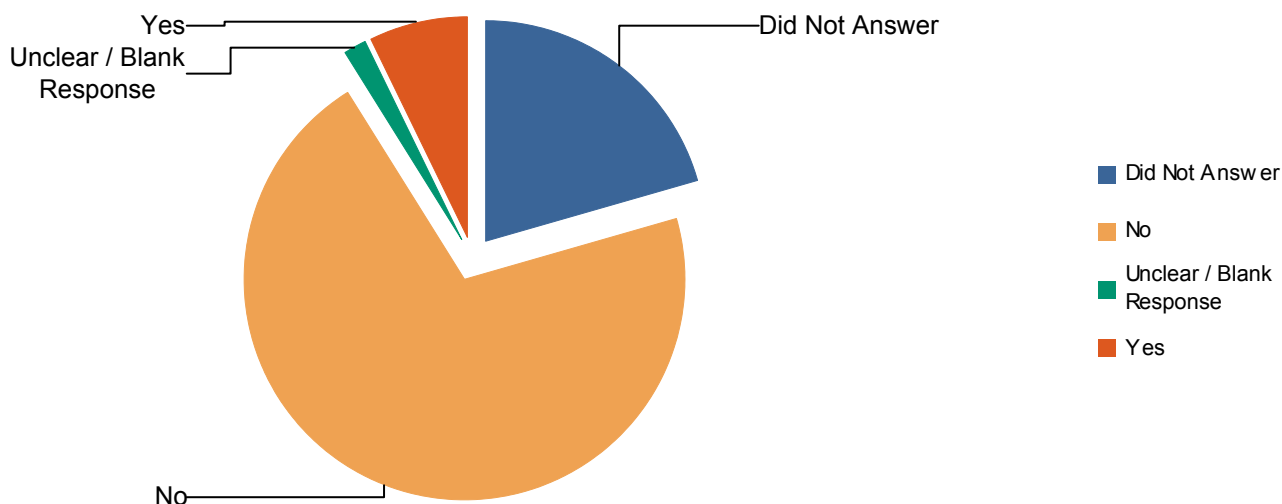
Dates: 2021/04/22 - 2021/04/22



COH - Core related

11.7) Do you identify as having an acquired brain injury that happened after birth? [e.g. from injury related to an accident, violence, overdose, a stroke or a brain tumour]

	Total	
Did Not Answer	14	21%
No	48	71%
Unclear / Blank Response	1	1%
Yes	5	7%
Total	68	100%



PiT Count Report

Brandon, Manitoba

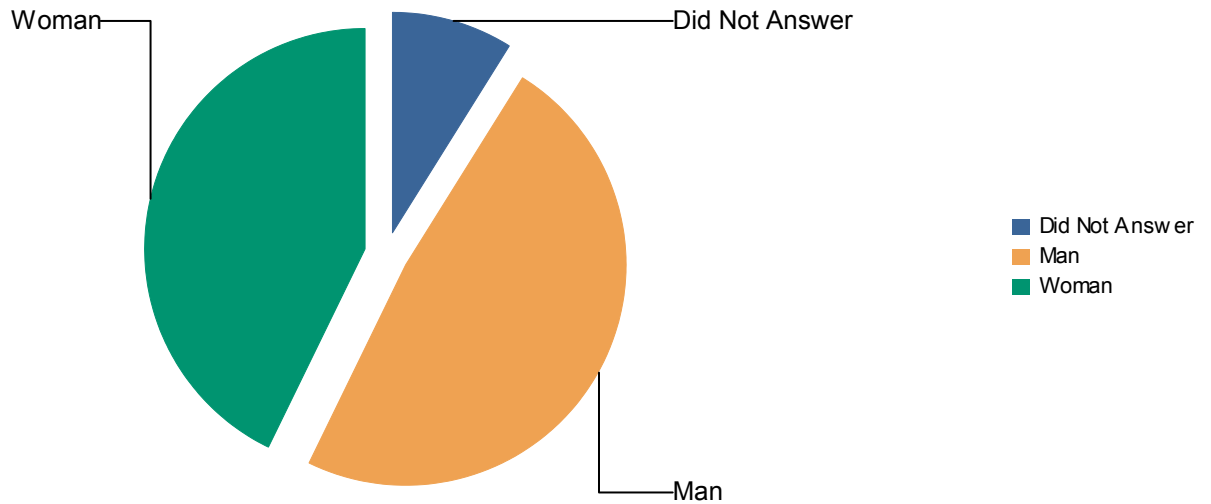
Dates: 2021/04/22 - 2021/04/22



Core

12.1) What gender do you identify with? [Show list or read list.]

	Total	
Did Not Answer	6	9%
Man	33	49%
Woman	29	43%
Total	68	100%



12.2) Specify

	Total
	68
Total	68

PiT Count Report

Brandon, Manitoba

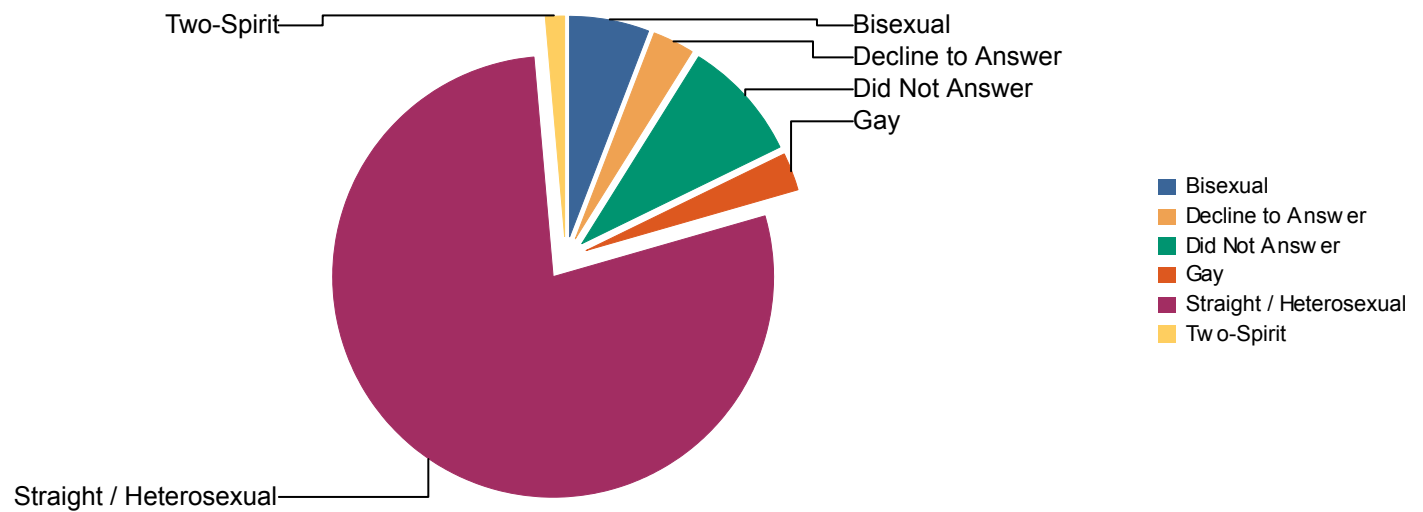
Dates: 2021/04/22 - 2021/04/22



Core

13.1) How do you describe your sexual orientation, for example straight, gay, lesbian? [Show list or read list.]

	Total	
Bisexual	4	6%
Decline to Answer	2	3%
Did Not Answer	6	9%
Gay	2	3%
Straight / Heterosexual	53	78%
Two-Spirit	1	1%
Total	68	100%



13.2) Specify

	Total
	68
Total	68

PiT Count Report

Brandon, Manitoba

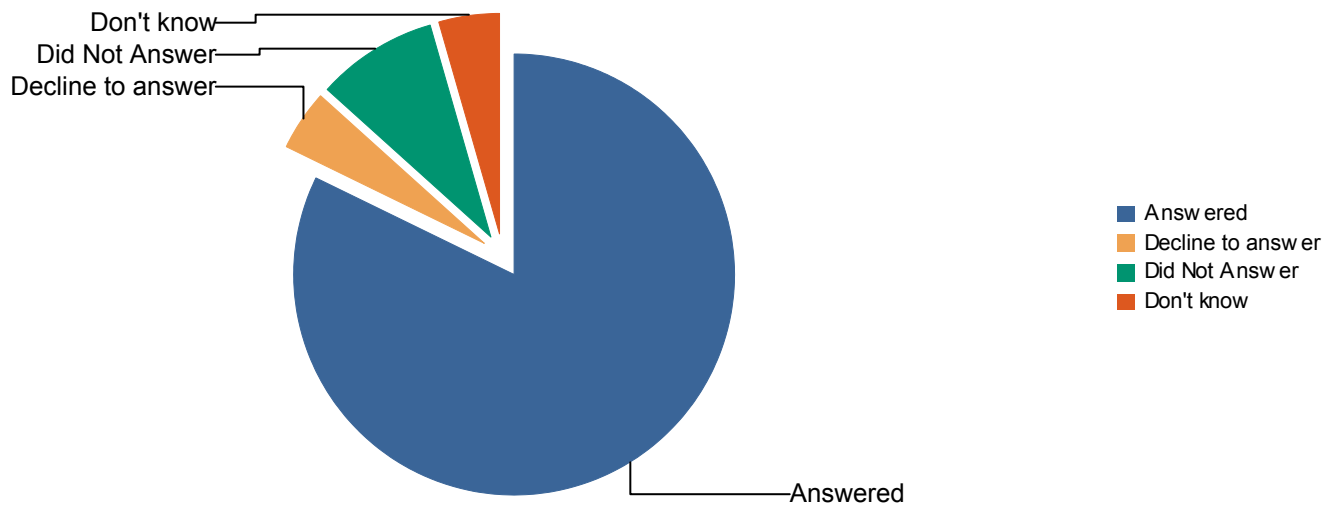
Dates: 2021/04/22 - 2021/04/22



Core

14.1) What happened that caused you to lose your housing most recently? [Do not read the options. Select all that apply. "Housing" does not include temporary arrangements (e.g. couch surfing) or shelter stays. Follow up for the reason if the respondent says "eviction" or that they "chose to leave".]

	Total	
Answered	56	82%
Decline to answer	3	4%
Did Not Answer	6	9%
Don't know	3	4%
Total	68	100%



PiT Count Report

Brandon, Manitoba

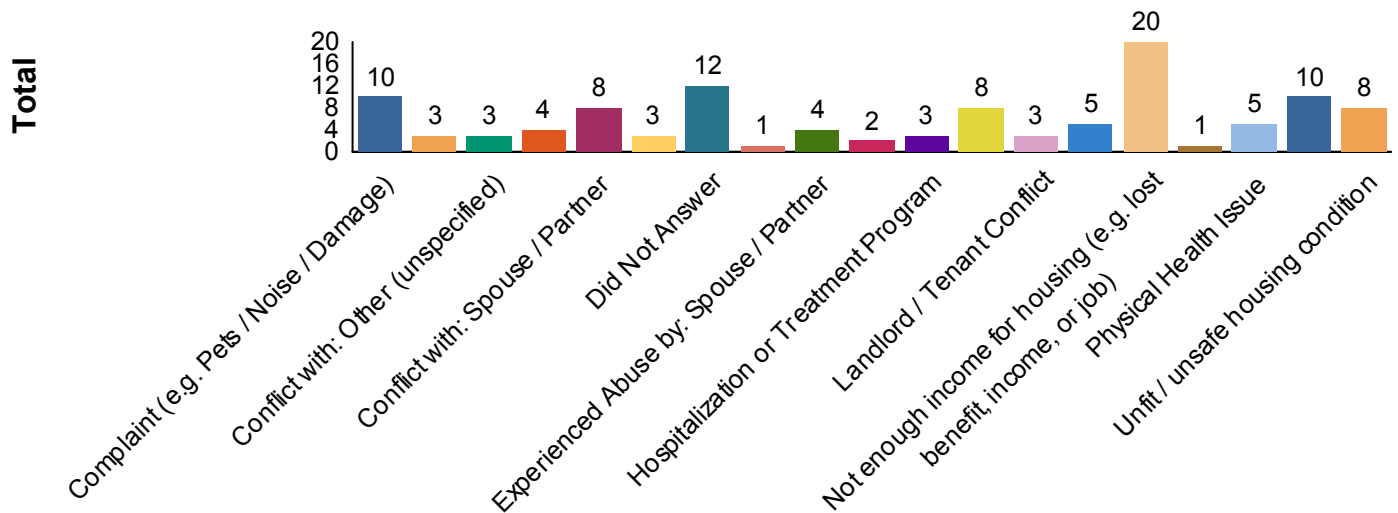
Dates: 2021/04/22 - 2021/04/22



Core

14.2) Select all that apply

		Total			
Answered	Complaint (e.g. Pets / Noise / Damage)	10	18%		
	Conflict with: Other (Friends)	3	5%		
	Conflict with: Other (unspecified)	3	5%		
	Conflict with: Parent / Guardian	4	7%		
	Conflict with: Spouse / Partner	8	14%		
	Departure of Family Member	3	5%		
	Experienced Abuse by: Parent / Guard	1	2%		
	Experienced Abuse by: Spouse / Partn	4	7%		
	Experienced Discrimination	2	4%		
	Hospitalization or Treatment Program	3	5%		
	Incarceration (Jail or Prison)	8	14%		
	Landlord / Tenant Conflict	3	5%		
	Left the Community / Relocated	5	9%		
	Not enough income for housing (e.g. lo	20	36%		
	Owner Moved In	1	2%		
	Physical Health Issue	5	9%		
	Substance Use Issue	10	18%		
	Unfit / unsafe housing condition	8	14%		
	Total	56	100%	56	82%
Did Not Answer	Did Not Answer				
	Total			12	18%
Total			68	100%	



PiT Count Report

Brandon, Manitoba

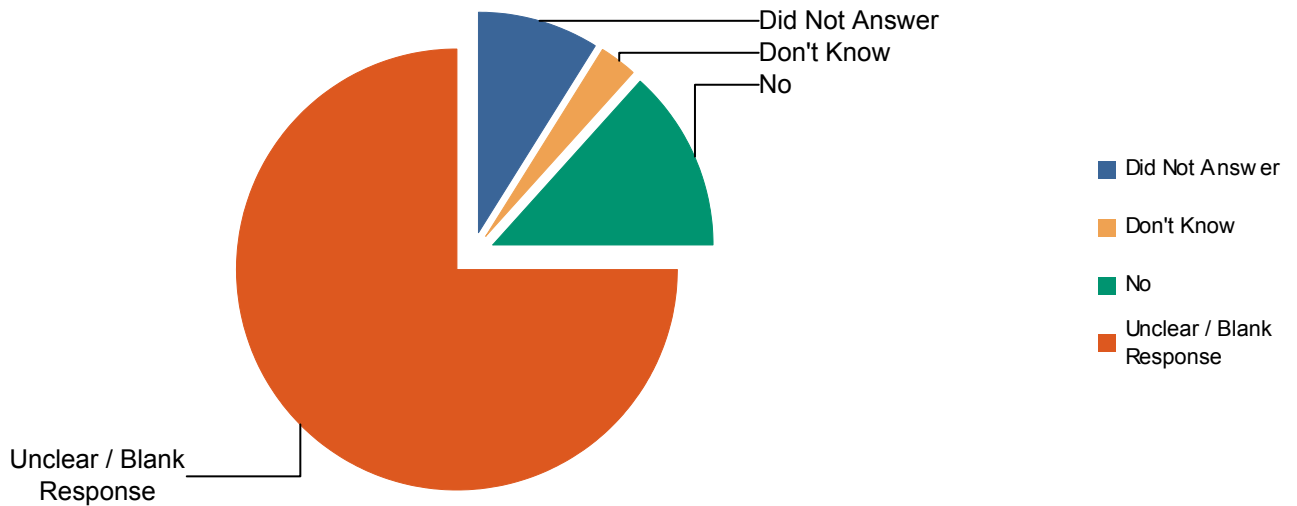
Dates: 2021/04/22 - 2021/04/22



Core

14.3) Was your most recent housing loss related to the COVID-19 pandemic?

	Total	
Did Not Answer	6	9%
Don't Know	2	3%
No	9	13%
Unclear / Blank Response	51	75%
Total	68	100%



14.4) Conflict with Other - Specify

	Total
	68
Total	68

14.5) Experienced Abuse By Other - Specify

	Total
	68
Total	68

PiT Count Report

Brandon, Manitoba

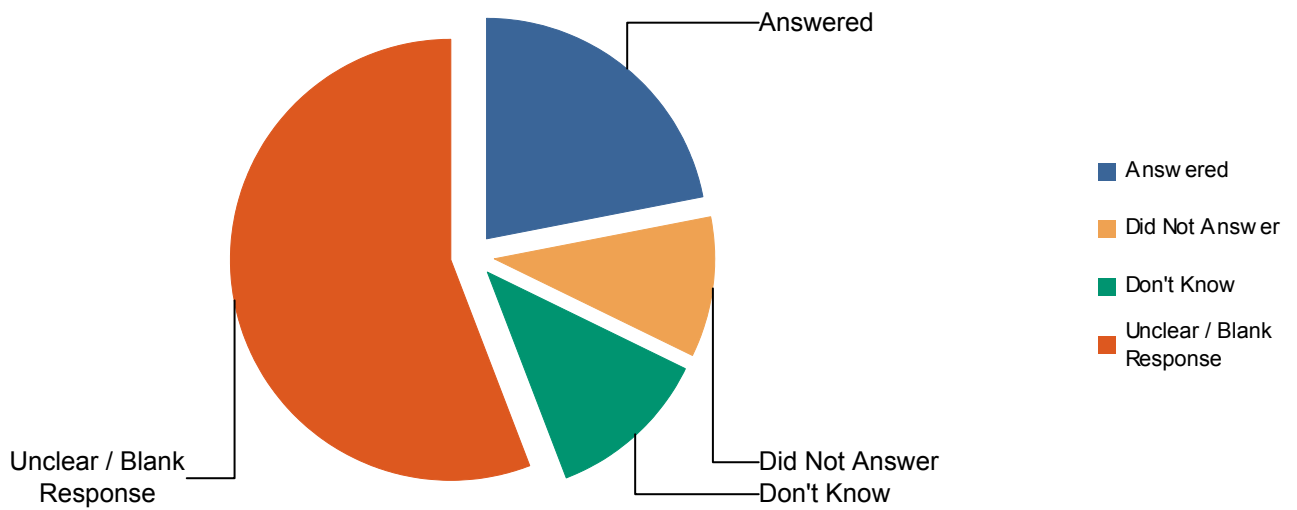
Dates: 2021/04/22 - 2021/04/22



Core

14.10) How long ago did that happen (that you lost your housing most recently)? [Best estimate.]

	Total	
Answered	15	22%
Did Not Answer	7	10%
Don't Know	8	12%
Unclear / Blank Response	38	56%
Total	68	100%



PiT Count Report

Brandon, Manitoba

Dates: 2021/04/22 - 2021/04/22

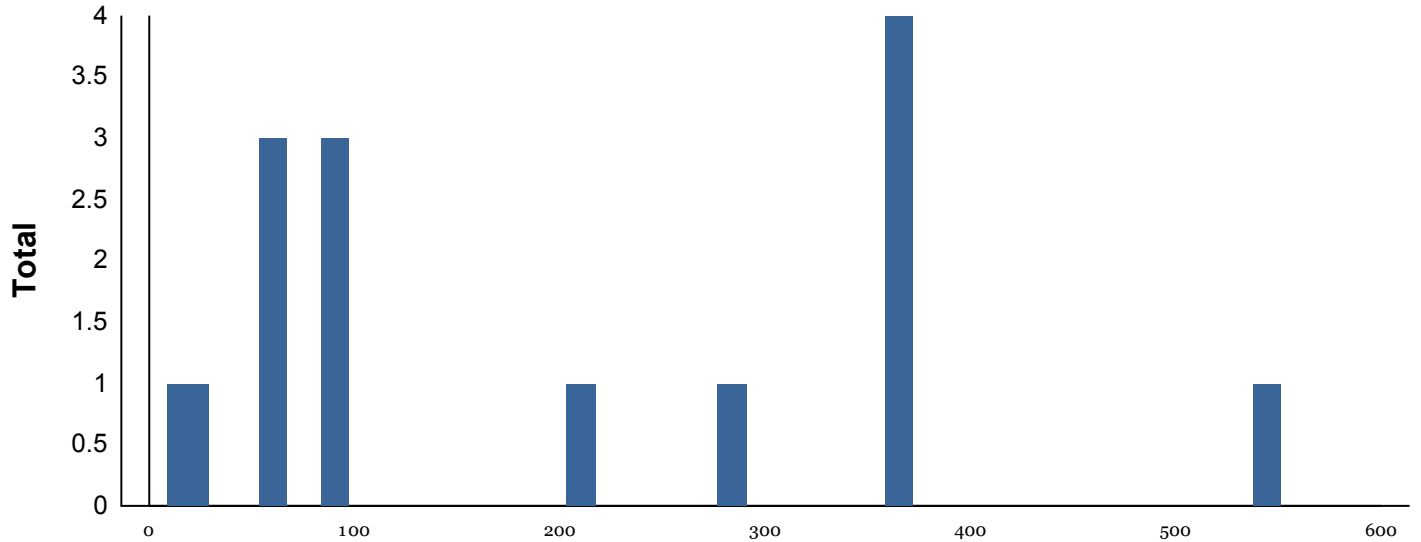


Core

14.11) Duration

	Total	
Did Not Answer	53	78%
15 day(s)	1	1%
22 day(s)	1	1%
60 day(s)	3	4%
90 day(s)	3	4%
210 day(s)	1	1%
284 day(s)	1	1%
365 day(s)	4	6%
545 day(s)	1	1%
Total	68	100%

	Total
Average / Moyenne	199.07
Median	90.00
Minimum	15.00
Maximum	545.00



PiT Count Report

Brandon, Manitoba

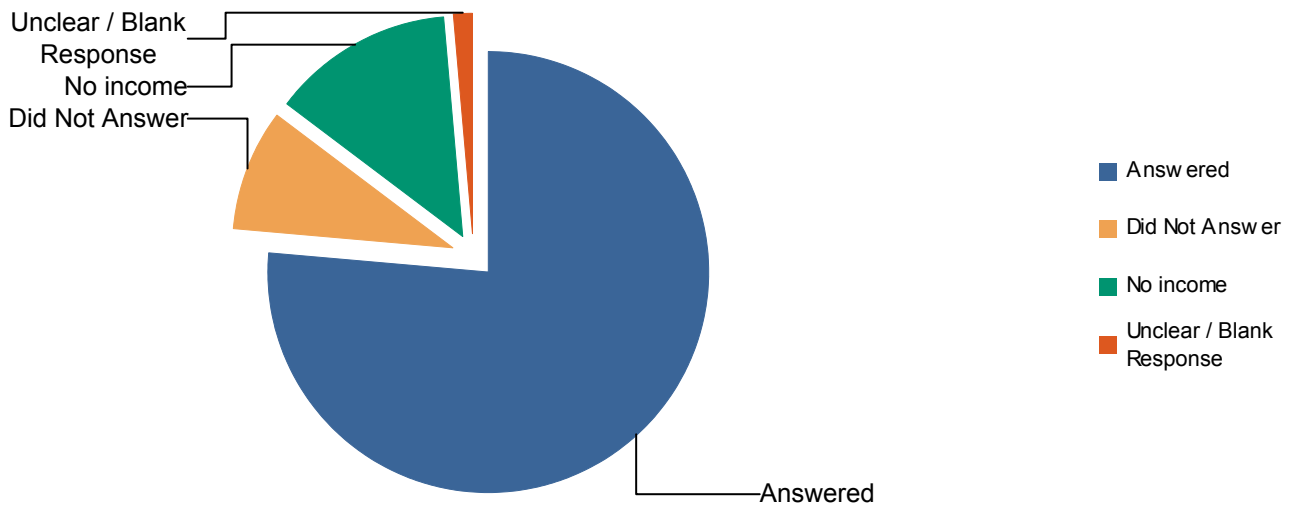
Dates: 2021/04/22 - 2021/04/22



Core

15.1) What are your sources of income? [Reminder that this survey is anonymous. Read list and select all that apply.]

	Total	
Answered	52	76%
Did Not Answer	6	9%
No income	9	13%
Unclear / Blank Response	1	1%
Total	68	100%



PiT Count Report

Brandon, Manitoba

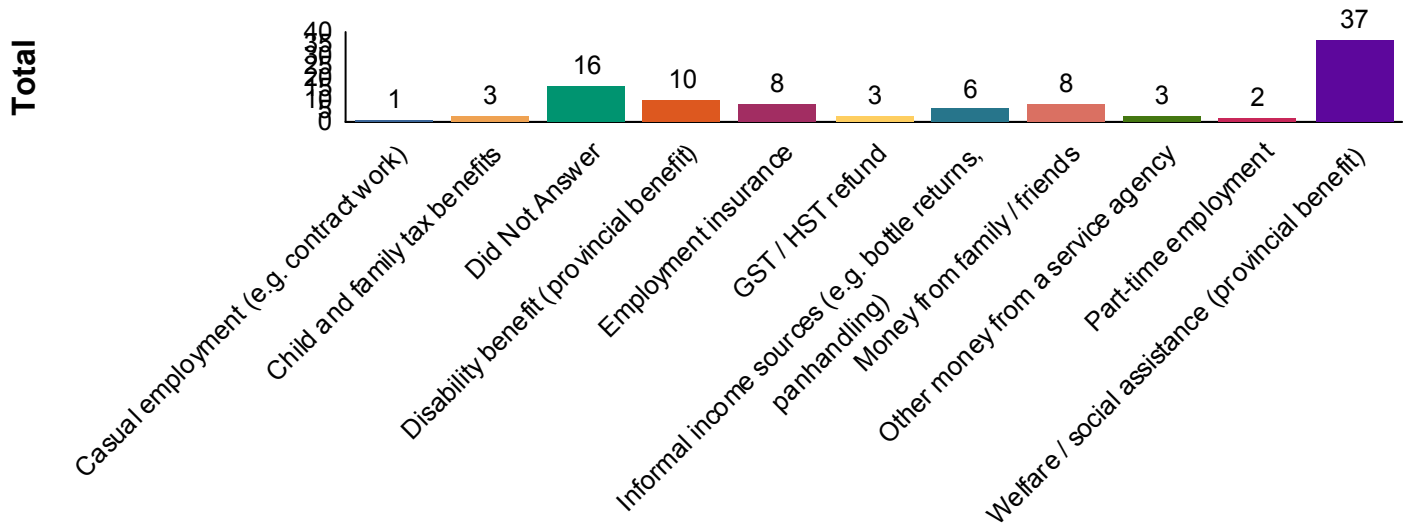
Dates: 2021/04/22 - 2021/04/22



Core

15.2) Select all that apply

		Total	
Answered	Casual employment (e.g. contract wor	1	2%
	Child and family tax benefits	3	6%
	Disability benefit (provincial benefit)	10	19%
	Employment insurance	8	15%
	GST / HST refund	3	6%
	Informal income sources (e.g. bottle re	6	12%
	Money from family / friends	8	15%
	Other money from a service agency	3	6%
	Part-time employment	2	4%
	Welfare / social assistance (provincial	37	71%
	Total	52	100%
Did Not Answer	Did Not Answer		
	Total		16 24%
Total		68	100%



15.3) Specify

		Total
		68
Total		68

PiT Count Report

Brandon, Manitoba

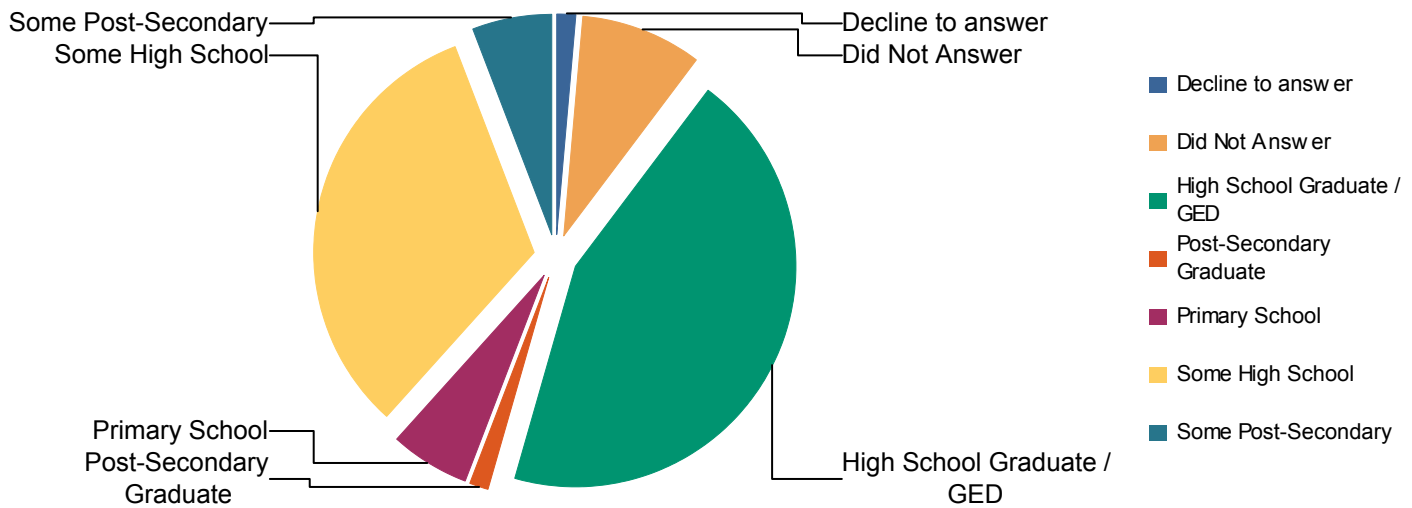
Dates: 2021/04/22 - 2021/04/22



COH

1.1) What is the highest level of education you completed?

	Total	
Decline to answer	1	1%
Did Not Answer	6	9%
High School Graduate / GED	30	44%
Post-Secondary Graduate	1	1%
Primary School	4	6%
Some High School	22	32%
Some Post-Secondary	4	6%
Total	68	100%



PiT Count Report

Brandon, Manitoba

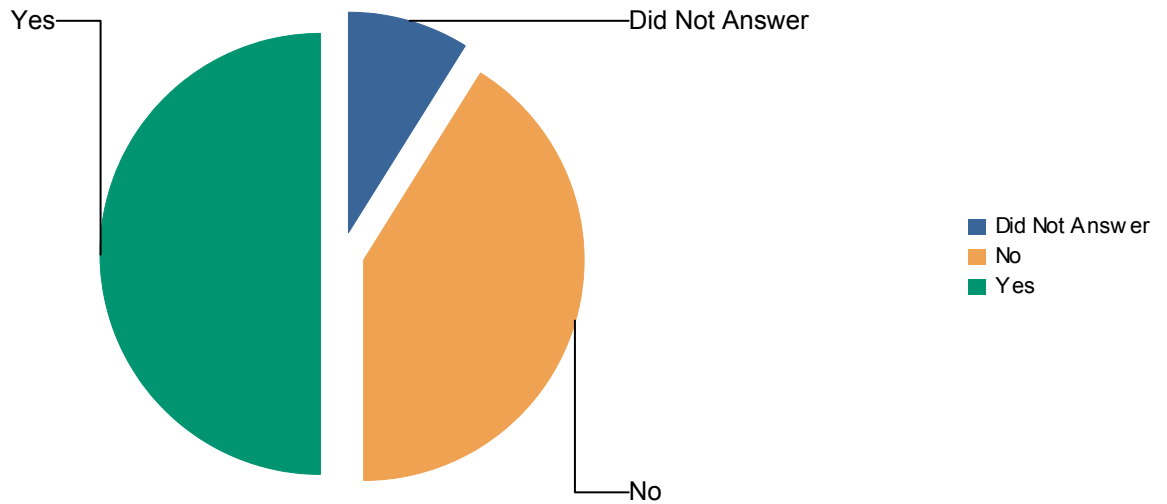
Dates: 2021/04/22 - 2021/04/22



COH

2.1) In the past year (12 months) have you been to an emergency room? [Ask respondents to give their best estimate.]

	Total	
Did Not Answer	6	9%
No	28	41%
Yes	34	50%
Total	68	100%



PiT Count Report

Brandon, Manitoba

Dates: 2021/04/22 - 2021/04/22

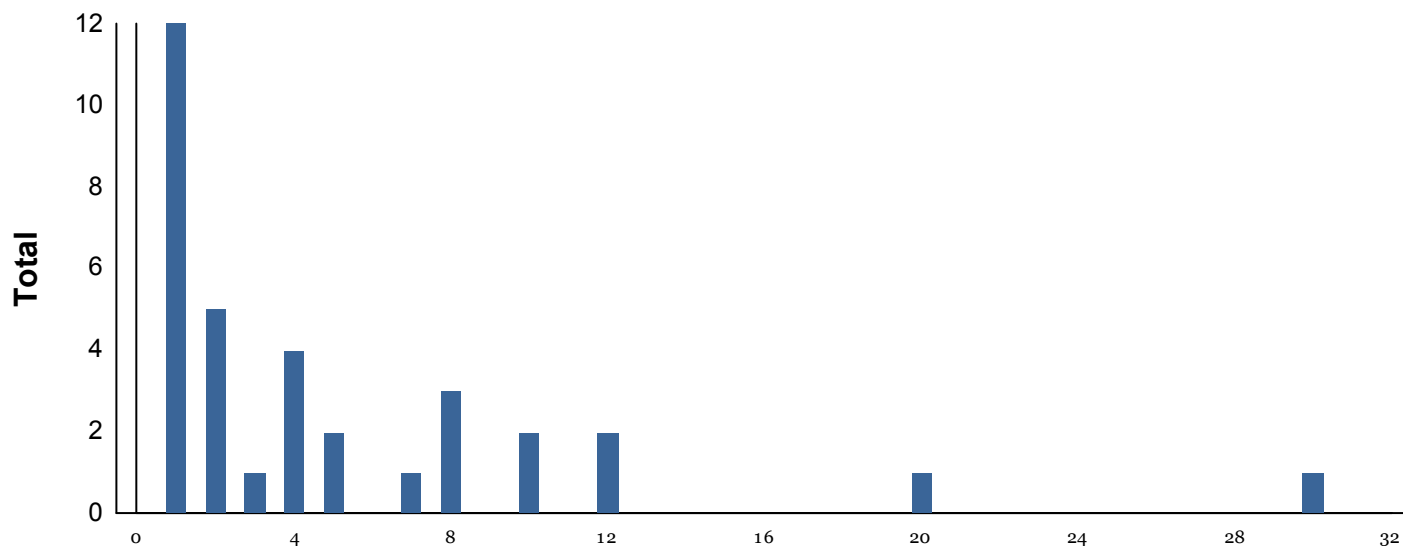


COH

2.2) Number of times in an emergency room

	Total	
Did Not Answer	34	50%
1	12	18%
2	5	7%
3	1	1%
4	4	6%
5	2	3%
7	1	1%
8	3	4%
10	2	3%
12	2	3%
20	1	1%
30	1	1%
Total	68	100%

	Total
Average / Moyenne	5.18
Median	2.50
Minimum	1.00
Maximum	30.00



PiT Count Report

Brandon, Manitoba

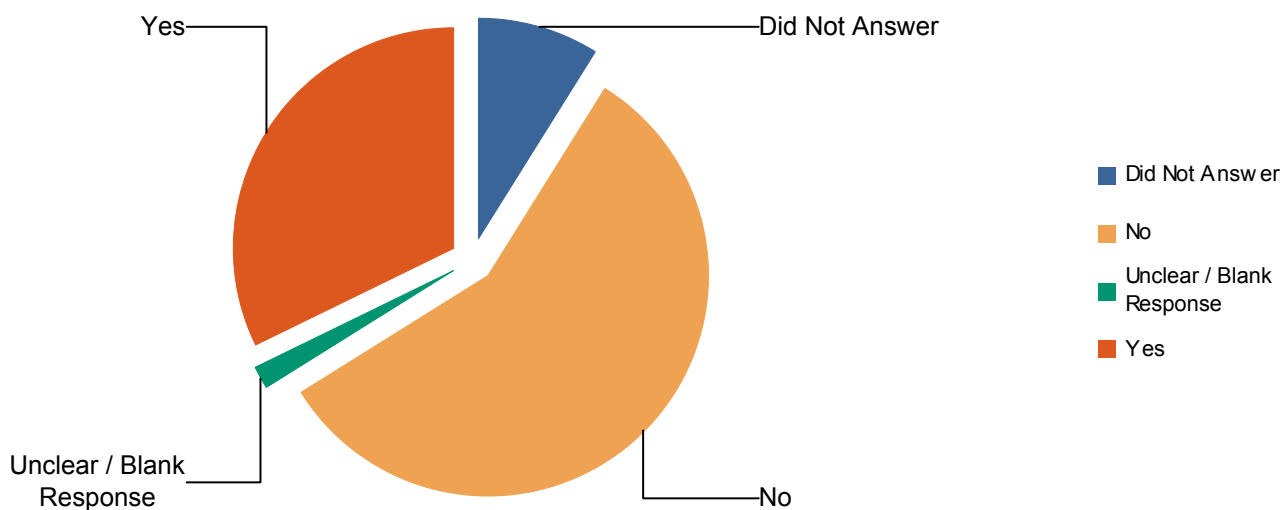
Dates: 2021/04/22 - 2021/04/22



COH

2.3) In the past year (12 months) have you been hospitalized? [Best estimate.]

	Total	
Did Not Answer	6	9%
No	39	57%
Unclear / Blank Response	1	1%
Yes	22	32%
Total	68	100%



PiT Count Report

Brandon, Manitoba

Dates: 2021/04/22 - 2021/04/22

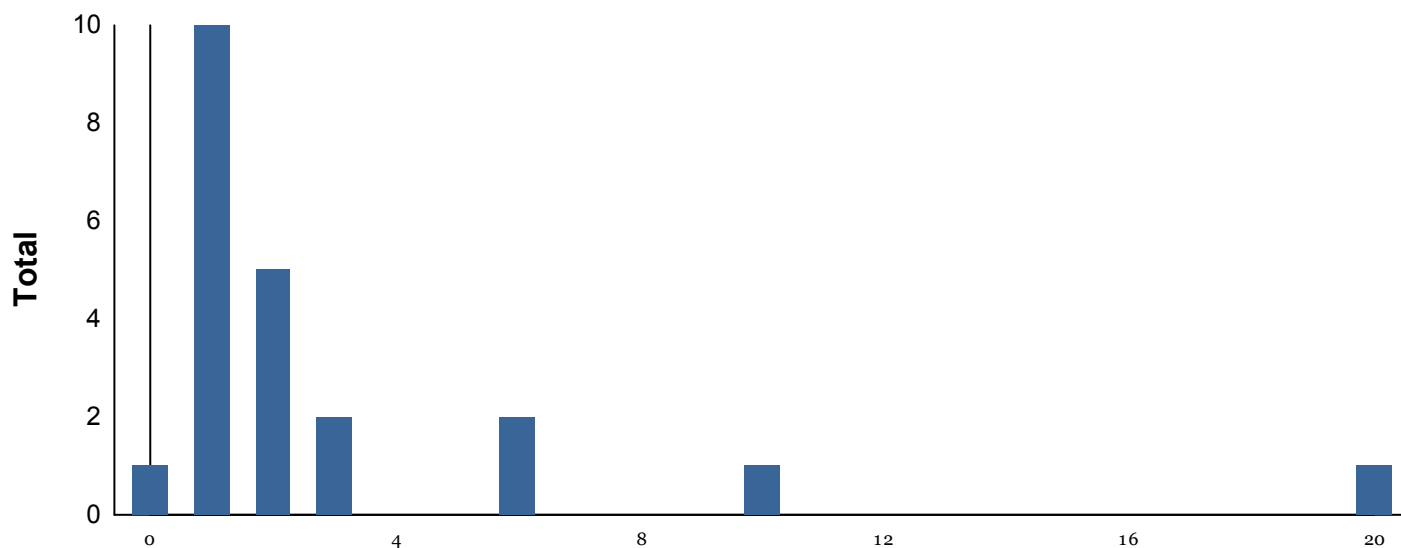


COH

2.4) Number of times hospitalized

	Total	
Did Not Answer	46	68%
0	1	1%
1	10	15%
2	5	7%
3	2	3%
6	2	3%
10	1	1%
20	1	1%
Total	68	100%

	Total
Average / Moyenne	3.09
Median	1.50
Minimum	0.00
Maximum	20.00



PiT Count Report

Brandon, Manitoba

Dates: 2021/04/22 - 2021/04/22

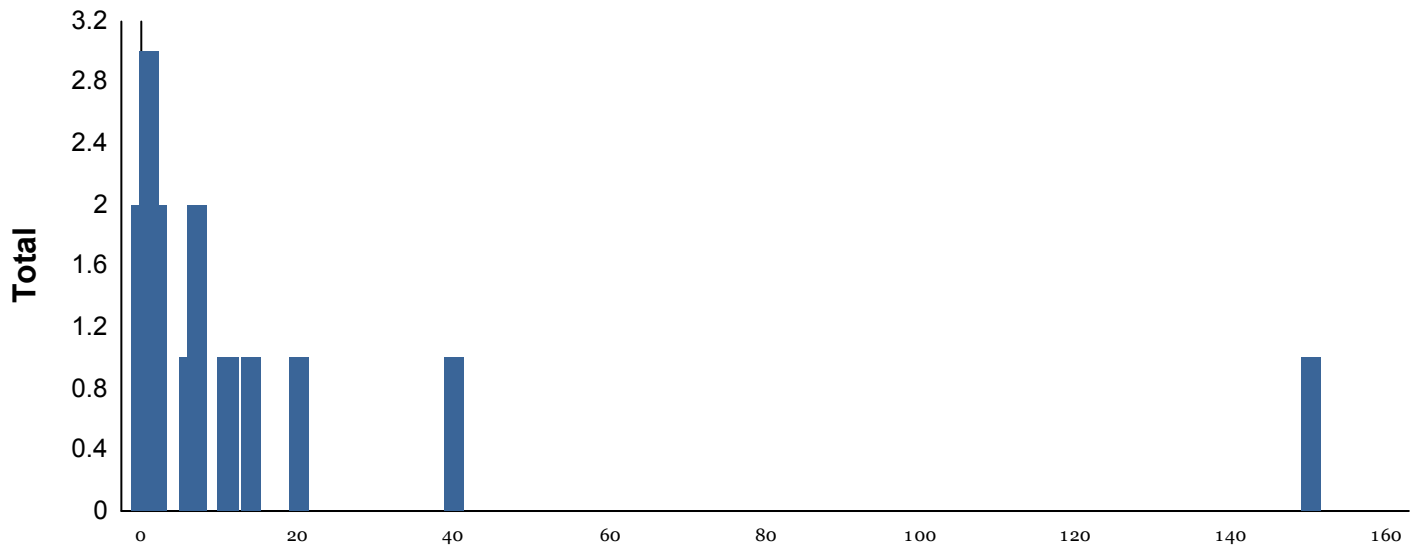


COH

2.5) Total days you have spent hospitalized

	Total	
Did Not Answer	53	78%
0	2	3%
1	3	4%
2	2	3%
6	1	1%
7	2	3%
11	1	1%
14	1	1%
20	1	1%
40	1	1%
150	1	1%
Total	68	100%

	Total
Average / Moyenne	17.47
Median	6.00
Minimum	0.00
Maximum	150.00



PiT Count Report

Brandon, Manitoba

Dates: 2021/04/22 - 2021/04/22

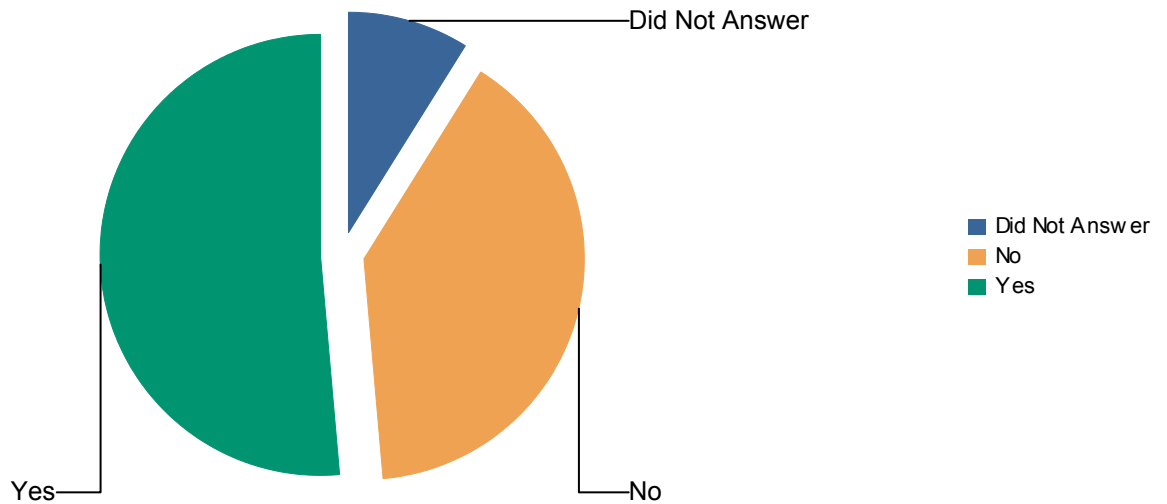


COH

2.6) In the past year (12 months) have you interacted with police (Tickets, arrests, searches)?

[Best estimate.]

	Total	
Did Not Answer	6	9%
No	27	40%
Yes	35	51%
Total	68	100%



PiT Count Report

Brandon, Manitoba

Dates: 2021/04/22 - 2021/04/22



COH

2.7) Number of times interacted with police

	Total	
Did Not Answer	37	54%
1	6	9%
2	5	7%
3	4	6%
4	3	4%
5	1	1%
6	1	1%
7	2	3%
8	2	3%
9	1	1%
12	1	1%
15	1	1%
20	1	1%
30	2	3%
300	1	1%
Total	68	100%

	Total
Average / Moyenne	16.03
Median	4.00
Minimum	1.00
Maximum	300.00



PiT Count Report

Brandon, Manitoba

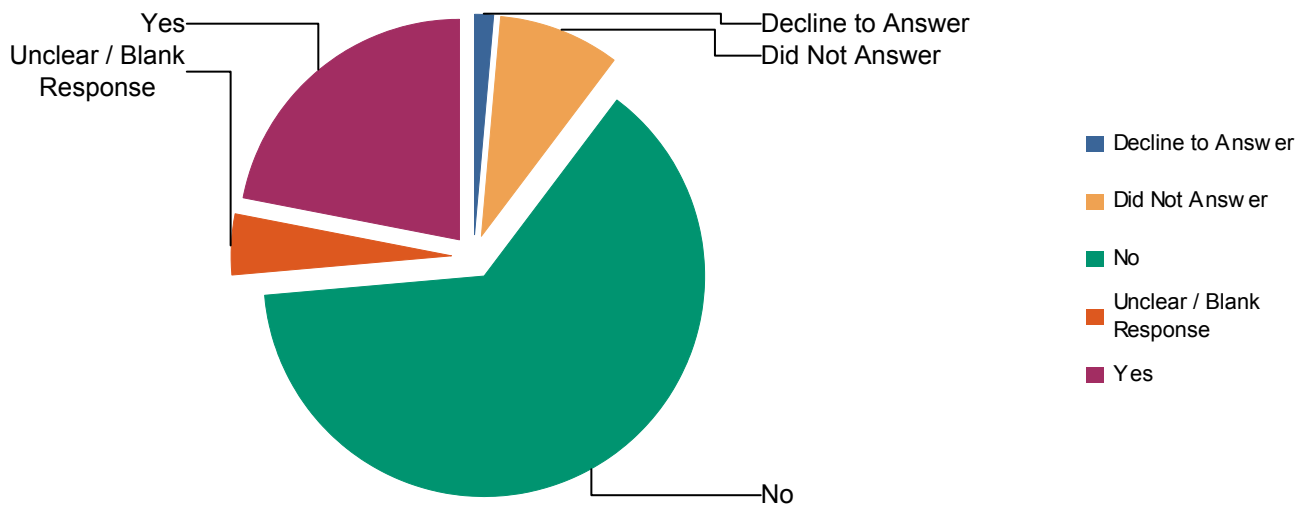
Dates: 2021/04/22 - 2021/04/22



COH

2.8) In the past year (12 months) have you been to prison/jail? [Best estimate.]

	Total	
Decline to Answer	1	1%
Did Not Answer	6	9%
No	43	63%
Unclear / Blank Response	3	4%
Yes	15	22%
Total	68	100%



PiT Count Report

Brandon, Manitoba

Dates: 2021/04/22 - 2021/04/22



COH

2.9) Number of times to prison/jail

	Total	
Did Not Answer	55	81%
1	4	6%
2	3	4%
3	3	4%
4	2	3%
50	1	1%
Total	68	100%

	Total
Average / Moyenne	5.92
Median	2.00
Minimum	1.00
Maximum	50.00



PiT Count Report

Brandon, Manitoba

Dates: 2021/04/22 - 2021/04/22

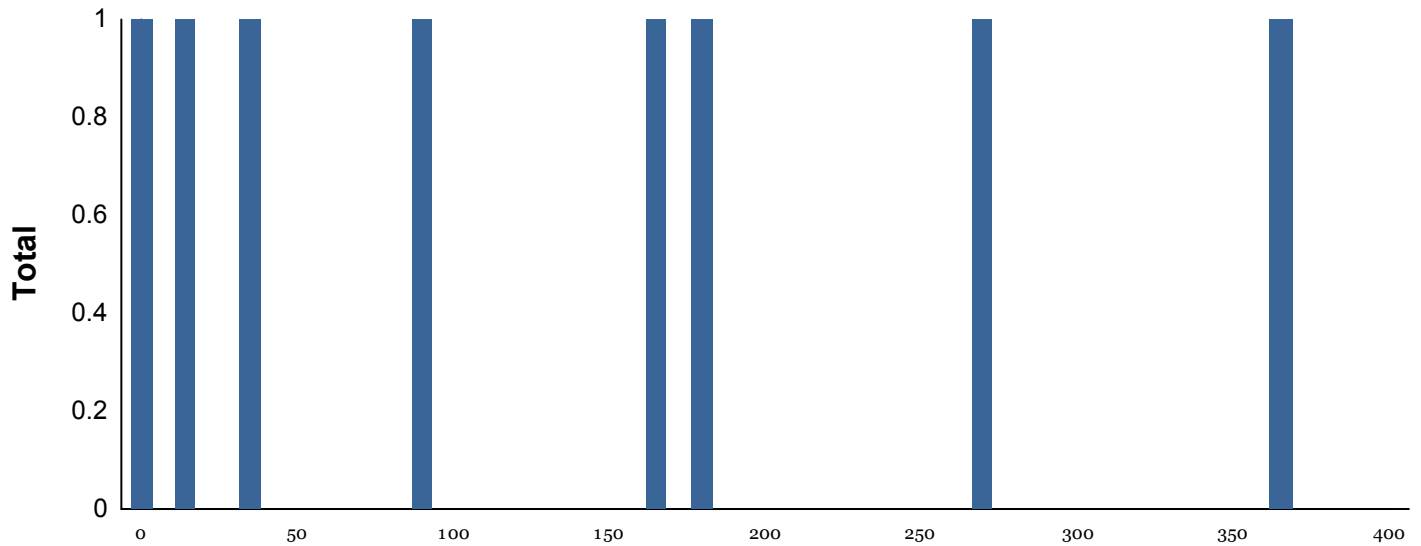


COH

2.10) Total days you have spent in prison/jail?

	Total	
Did Not Answer	58	85%
0 day(s)	1	1%
1 day(s)	1	1%
14 day(s)	1	1%
35 day(s)	1	1%
90 day(s)	1	1%
165 day(s)	1	1%
180 day(s)	1	1%
270 day(s)	1	1%
365 day(s)	1	1%
366 day(s)	1	1%
Total	68	100%

	Total
Average / Moyenne	148.60
Median	127.50
Minimum	0.00
Maximum	366.00



PiT Count Report

Brandon, Manitoba

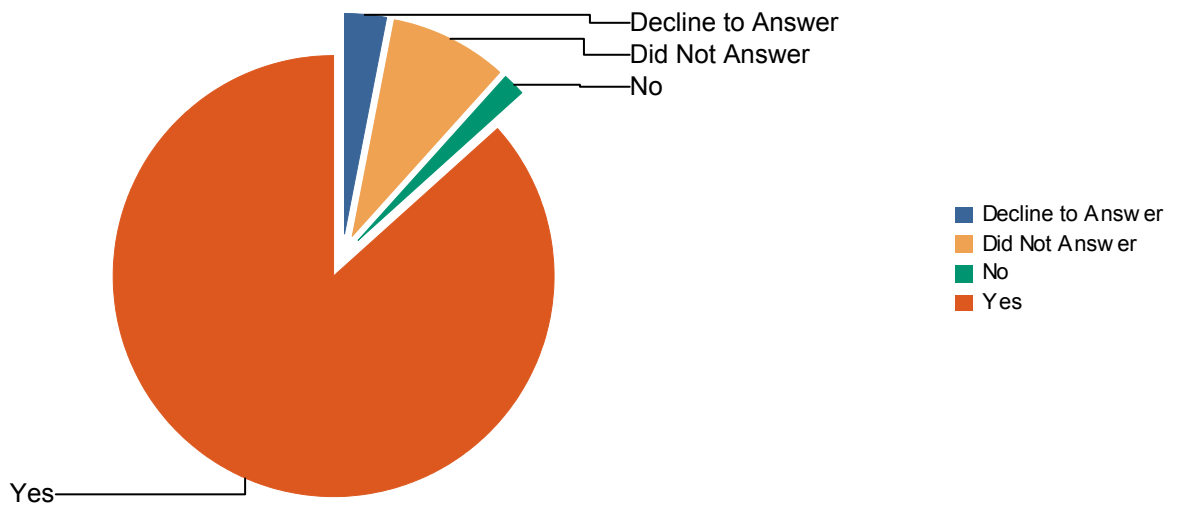
Dates: 2021/04/22 - 2021/04/22



COH

3.1) Do you want to get into permanent housing?

	Total	
Decline to Answer	2	3%
Did Not Answer	6	9%
No	1	1%
Yes	59	87%
Total	68	100%



PiT Count Report

Brandon, Manitoba

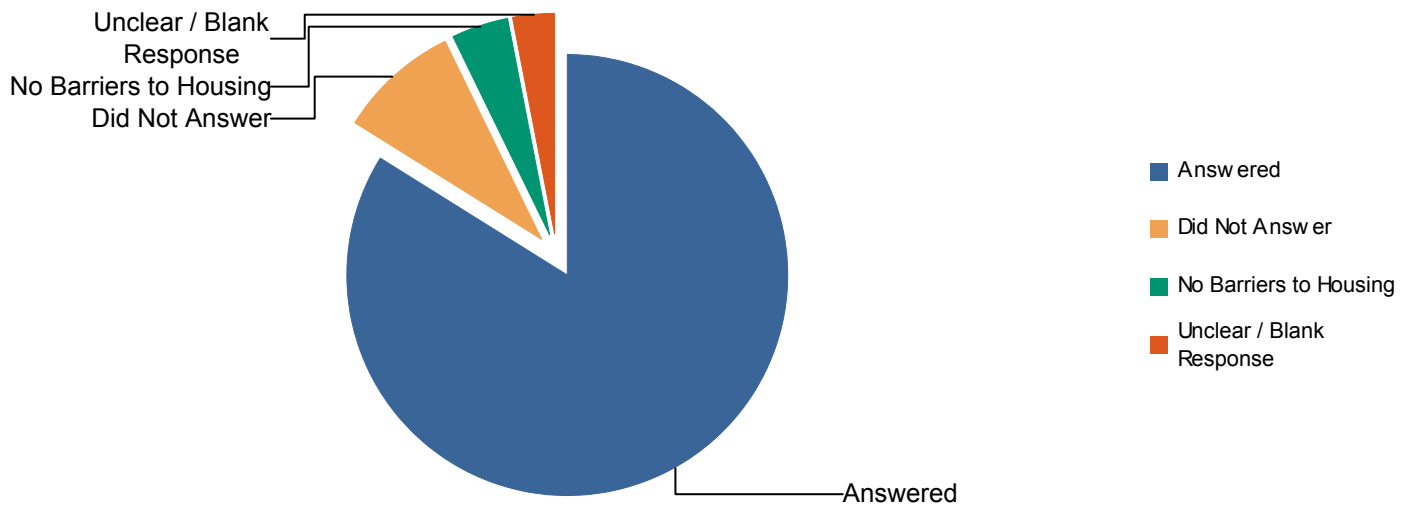
Dates: 2021/04/22 - 2021/04/22



COH

4.1) What challenges or problems have you experienced when trying to find housing? [Select all that apply.]

	Total	
Answered	57	84%
Did Not Answer	6	9%
No Barriers to Housing	3	4%
Unclear / Blank Response	2	3%
Total	68	100%



PiT Count Report

Brandon, Manitoba

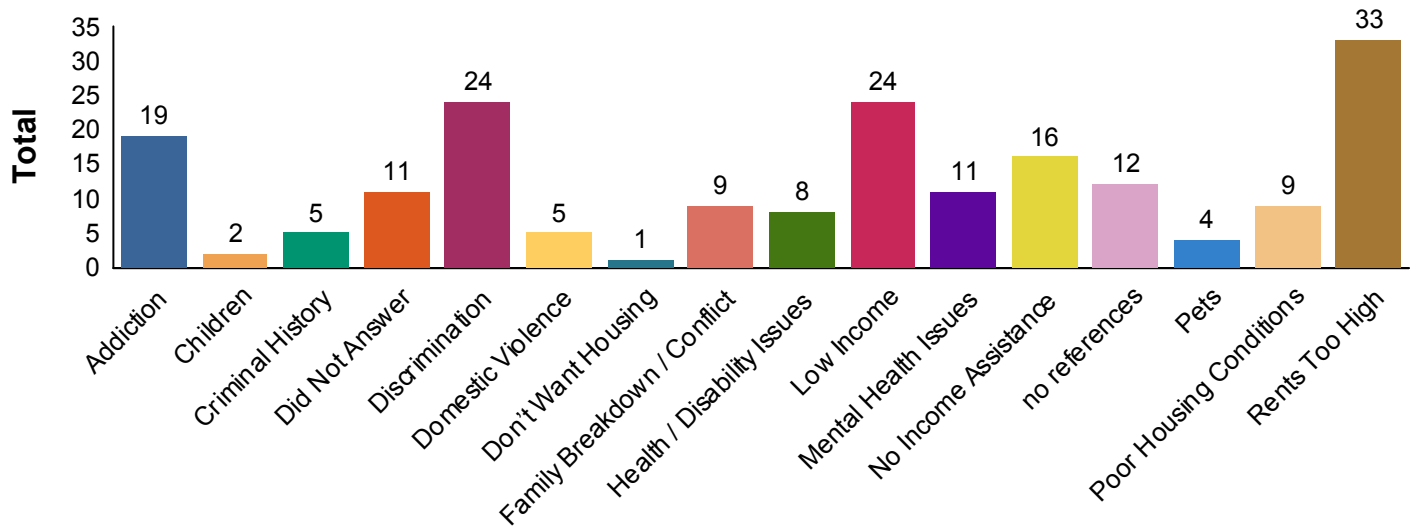
Dates: 2021/04/22 - 2021/04/22



COH

4.2) Select all that apply

		Total			
Answered	Addiction	19	33%		
	Children	2	4%		
	Criminal History	5	9%		
	Discrimination	24	42%		
	Domestic Violence	5	9%		
	Don't Want Housing	1	2%		
	Family Breakdown / Conflict	9	16%		
	Health / Disability Issues	8	14%		
	Low Income	24	42%		
	Mental Health Issues	11	19%		
	No Income Assistance	16	28%		
	no references	12	21%		
	Pets	4	7%		
	Poor Housing Conditions	9	16%		
	Rents Too High	33	58%		
	Total	57	100%	57	84%
Did Not Answer	Did Not Answer			11	16%
	Total			68	100%



PiT Count Report

Brandon, Manitoba

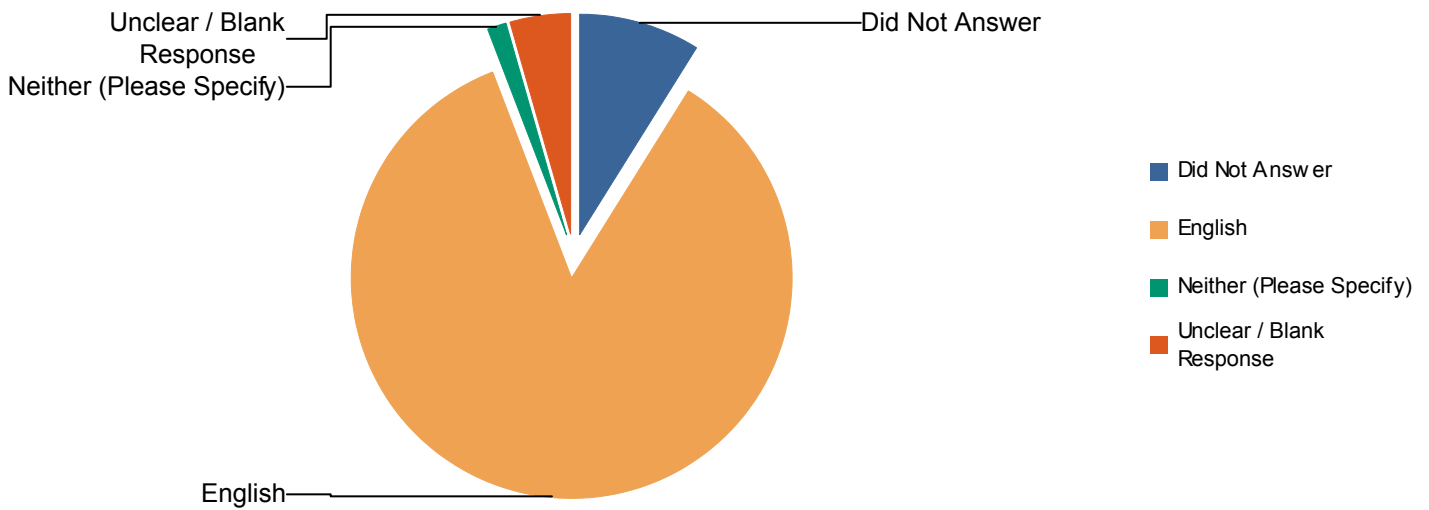
Dates: 2021/04/22 - 2021/04/22



COH

5.1) In what language do you feel best able to express yourself?

	Total	
Did Not Answer	6	9%
English	58	85%
Neither (Please Specify)	1	1%
Unclear / Blank Response	3	4%
Total	68	100%



5.2) Specify

	Total
	67
cree and english	1
Total	68

PiT Count Report

Brandon, Manitoba

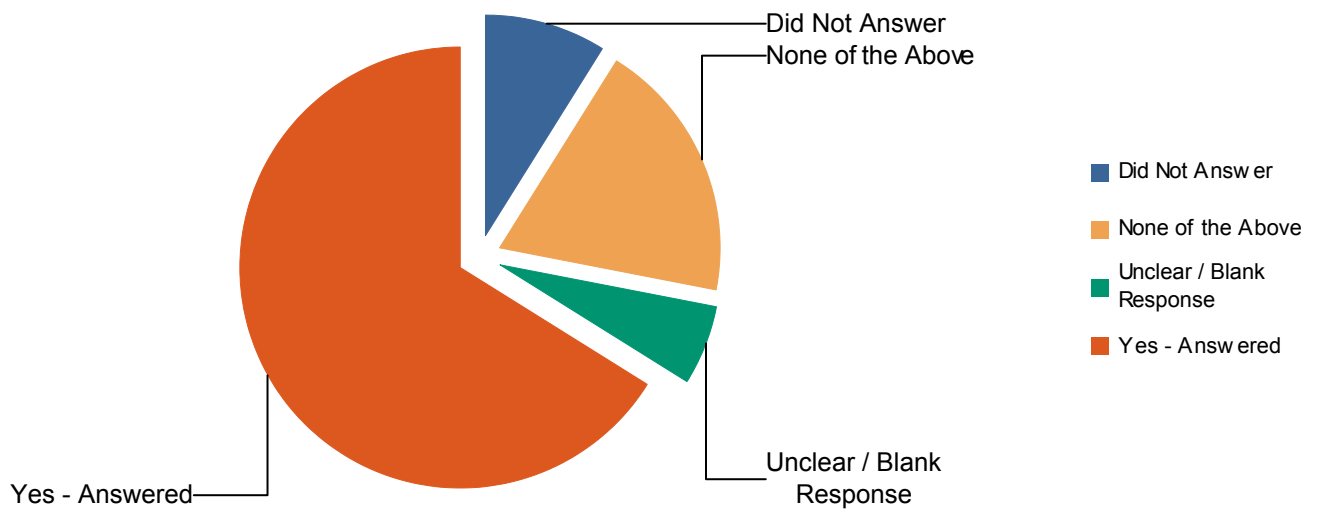
Dates: 2021/04/22 - 2021/04/22



COH

6.1) I am going to read a list of services that you may or may not need. Let me know which of these apply to you. Do you have a need for services related to: [Read categories, select all that apply]

	Total	
Did Not Answer	6	9%
None of the Above	13	19%
Unclear / Blank Response	4	6%
Yes - Answered	45	66%
Total	68	100%



PiT Count Report

Brandon, Manitoba

Dates: 2021/04/22 - 2021/04/22



COH

6.2) Select all that apply

		Total	
Answered	Addiction Or Substance Use	30	67%
	Brain Injury	6	13%
	Learning Disability	11	24%
	Mental Health (Counselling, treatment)	26	58%
	Physical Disability	13	29%
	Pregnancy	1	2%
	Serious or Ongoing Medical Condition	16	36%
	Total	45	100%
Did Not Answer	Did Not Answer		
	Total		23 34%
Total		68	100%

