

COMMUNITY HOMELESSNESS REPORT SUMMARY

Brandon, MB

2021-2022

Collaboration between Indigenous and Non-Indigenous Partners

Specific to the implementation of Coordinated Access and an HMIS, has there been collaboration between the Designated Community (DC) Community Entity (CE) and local Indigenous organizations?

Yes

Describe how this collaboration was done and how it affected the implementation of Coordinated Access and/or the HMIS. How will it be strengthened in the future?

Indigenous organizations and Indigenous community leaders were key in the planning of our Coordinated Access system in 2019. These agencies included Manitoba Metis Federation (MMF), specifically their Housing First Program, and Brandon Friendship Centre, specifically their youth homelessness prevention program. They were key participants in the initial Coordinated Access Planning meetings. MMF-Housing First, in particular, contributed ideas that were included in the final Coordinated Access model that was implemented in Brandon. Both Manitoba Metis Federation and Brandon Friendship Center are currently participants of HIFIS Brandon, the Brandon By Name List, and Coordinated Access. Both agencies contributed ideas to the improvement of Brandon's Coordinated Access system in fall 2022. In addition, the Ask Auntie program, a program of BRNC, started using HIFIS in 2021. Their Indigenous Aunties have been a large contributor of data to the By Name List and are active participants of Coordinated Access. They have contributed ideas to modify the HIFIS database to make it more inclusive in Indigenous people in Brandon. They also contributed ideas to the improvement of the Brandon Coordinated Access system in fall 2022.

Specific to the implementation of Coordinated Access and an HMIS, has there been collaboration between the DC CE and the Indigenous Homelessness (IH) CE and/or Community Advisory Board (CAB), where applicable?	No
Describe how this collaboration will happen over the coming year.	
<p>The Brandon BNRC/CE is responsible for three independent streams of RH delivery. The Indigenous stream is for all of Manitoba outside the Designated Cities and is not specific to Brandon. Indigenous consultation and inclusion comes from the community and CAB members. The Brandon Friendship Centre (BFC), an Indigenous led organization is part of the Brandon HIFIS coordinated access and has been involved in the governance and planning of the Coordinated Access system in Brandon. The BFC has a sub-project recommended by the undesignated Indigenous Advisory Board and funded under Reaching Home Indigenous Homelessness provincial funding stream. Most Indigenous Reaching Home provincial funded agencies are not in the geographic boundaries of Brandon. Recently, agencies funded by Indigenous Homelessness around Brandon have joined HIFIS Brandon, but are currently on their own cluster. They will eventually be all connected together with HIFIS Brandon coordinated access.</p>	

With respect to the completion of the Community Homelessness Report (CHR), was there collaboration between local Indigenous and non-Indigenous organizations and, where applicable, the IH CE and/or CAB?	Yes
Describe when this collaboration occurred and what parts of the CHR were informed by these efforts.	
<p>Homelessness data from Indigenous organizations and programs, including Brandon Friendship Centre, Manitoba Metis Federation, and Ask Auntie Program (BNRC), is included in this report. (The Brandon Neighbourhood Renewal Organization is the host organization of the Indigenous based Ask Auntie program. The program delivers services to community members throughout the Westman region providing desperately needed pathfinding supports to urban and off-reserve self identified Indigenous and Metis peoples. This project provides does the hard work of navigating community and complex colonial structures necessary to access required services.) In addition, Indigenous agencies/programs sitting on Brandon CAB, including the Brandon Friendship Centre, Manitoba Metis Federation, and BNRC (Ask Auntie program), as well as a Brandon CAB member who is Indigenous, have reviewed and approved the Community Homelessness Report.</p>	

Does your community have a separate IH CAB?	No

Summary Comment

Are there particular efforts and/or issues that you would like to highlight for this reporting period related to your community's work to achieve the Reaching Home minimum requirements? In particular, please include an update about your community's efforts to set-up, sustain and/or improve the Coordinated Access system and use of an HMIS.

Brandon began implementing the Coordinated Access (CA) system in April 2019 and continues to meet all of CA's core components. This includes having a governance structure, identify community-level outcomes, use HIFIS, identify and develop access points (committed to a "no wrong door approach") and using Vi-SPDAT adult version 2 as the primary tool for prioritizing the By Name List.

The City of Brandon continues to serve as host of the HIFIS server at no charge. The BNRC continues to input data, provide support to HIFIS users as well as encourage other stakeholders including non-RH funded groups to utilize the system.

To date, Brandon has successfully obtained buy-in from various organizations including the Prairie Mountain Health (the regional health authority) which is a great accomplishment! Other HIFIS Brandon members include a range of community groups, including Indigenous groups, faith based groups, transitional housing, emergency homeless shelters, a domestic violence group, Reaching Home funded groups, and non-Reaching Home funded groups. The governance structure was set up with the input of a broad range of local partners and government representatives.

Over the last two years, BNRC has been connecting with communities in rural western and northern Manitoba and providing HIFIS onboarding and training. The plan for the next two years is to onboard more rural agencies and eventually move towards a shared provincial HIFIS. The BNRC continues to collaborate with the Winnipeg CE (End Homelessness Winnipeg) and the Thompson CE (City of Thompson) to establish a single unified HIFIS system in Manitoba. This regional coordinated access is critical as there is so much mobility of people experiencing homelessness between these communities and Brandon.

The main issue facing Brandon is the rapid increase in the number of people experiencing homelessness, up 375% since the onset of CA's implementation in 2019. Unlike agencies in many other provinces, homeless agencies in Brandon receive little Provincial or Municipal funding and depend primarily on Reaching Home funding and community donations. In addition, the needs of clients have dramatically increased since COVID with increasing mental illness and anti-social behaviour.

Caseworkers in Brandon are overwhelmed by these numbers as there are very few apartments available for these hundreds of

clients. The By Name List risks essentially becoming a list of people experiencing chronic homelessness as so many people remain on the list for years without appropriate, affordable housing spots opening up for them. Coordinated Access is also challenging because caseworkers using HIFIS are not able to keep this volume of VI-SPDATs up-to-date for the By Name List. Funding has not increased proportionally to the need. This has meant that agencies have been struggling to keep client data current in HIFIS and to provide sufficient services to clients.

There are now 21 Brandon service providers on HIFIS with 16 active Brandon service providers. In addition, 15 rural service providers in various stages of use and onboarding. Despite the challenges of meeting with clients due to COVID, over 200 VI-SPDATS (adult version 2) have been completed in the last two years. A community-wide review of Coordinated Access in Brandon is scheduled for autumn 2022. Given the increasing number of families experiencing homelessness in Brandon, family homelessness will be added to the agenda.

The Coordinator has modified a crystal report so that first assessments compiled data can be pulled on VI-SPDATs. This compiled data allows us to understand factors such as wellness, hospital usage, substance use, vulnerability, experiences of violence etc. of people experiencing homelessness in Brandon. This data shows important facts, such as that 45% of homeless people completing a VI-SPDAT in 2022 were not receiving EIA and had no other source of income.

Outcomes-Based Approach Self-Assessment

Where does data for the List come from?

- Excel
- HIFIS
- Other HMIS
- Other data source(s)
- Not applicable – Do not have a List yet

Optional question: How does data from the List compare to other community-level data sources that are considered reliable? This is an optional follow-up question for communities that have completed the “CHR Community-Level Data Comparisons”.

Our By Name List is always lower than our shelter stats. Some of that is because agencies are behind on updating housing history. However, we do not want our By Name List to include all people staying in the shelter as a portion of those people: do not want to live permanently in Brandon; are only travelling through Brandon; are stranded in Brandon after being released from jail, hospital, a medical appointment etc but wish to return to their home community; do not want to work with housing agencies; have been trafficked and are looking to return to a place of safety; have temporarily travelled to Brandon to visit or for family reasons; wish to live in a camp or camper most of the year; are housed, but are temporarily not staying there (eg. been asked to leave by family when they are under the influence) or wish to be housed in Winnipeg or other community etc. NOTE: We did have a program with the Brandon Correctional Centre where clients' names were added to the By Name List before leaving jail, but that program was cancelled when COVID started.

Summary Table

The table below provides a summary of the work your community has done so far to transition to an outcomes-based approach under Reaching Home.

Step 1: Has a List	Step 2: Has a real-time List	Step 3: Has a comprehensive List	Step 4:	
			Can report annual outcome data (mandatory)	Can report monthly outcome data (optional)
Yes	Yes	Yes	Yes	Not yet

Summary Comment

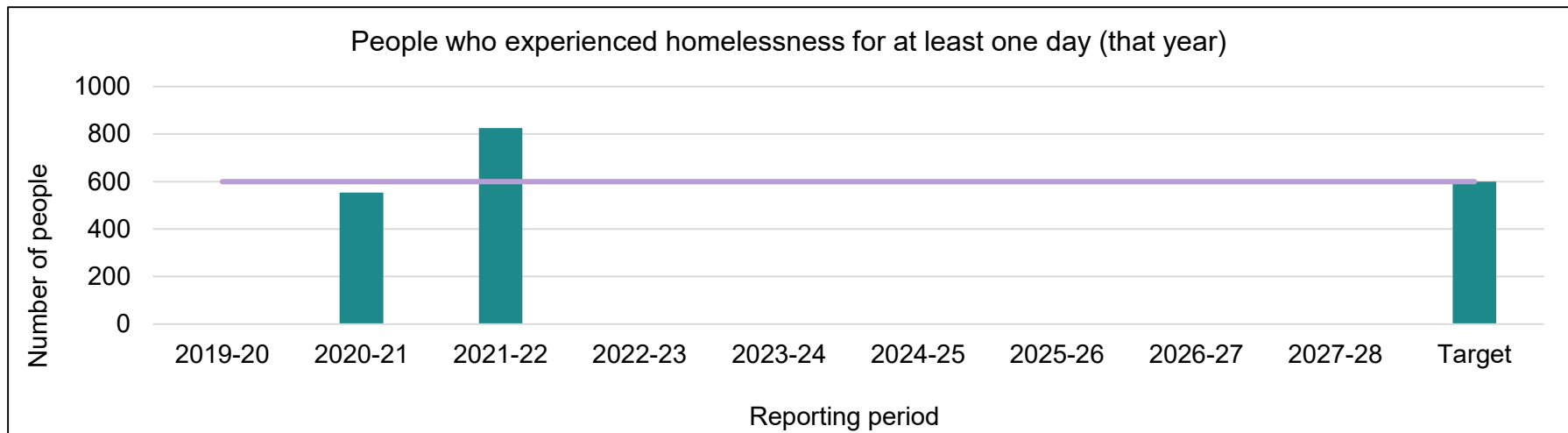
Are there particular efforts and/or issues that you would like to highlight for this reporting period related to your community's work to transition to an outcomes-based approach under Reaching Home?

We are planning a large community consultation to look at ways of adjusting our coordinated access program to better meet our currently extraordinarily high homelessness numbers and to make a plan for the next year. The first day of the consultation will be October 5, 2022. As COVID has settled down, we have made strides this spring and summer to improve the quality and timeliness of the By Name List. We continue to support agencies that are behind on entering data and have had large staff turn-over. The By Name List has been used extensively when matching clients with appropriate housing services. Other sources of data on HIFIS have been used more extensively for strategic planning at the community level.

Community-Level Core Outcomes – Annual Data Reporting

Outcome #1: Fewer people experience homelessness (homelessness is reduced overall)

	2019-20	2020-21	2021-22	2022-23	2023-24	2024-25	2025-26	2026-27	2027-28	Target
People who experienced homelessness for at least one day (that year)		553	825	-	-	-	-	-	-	600

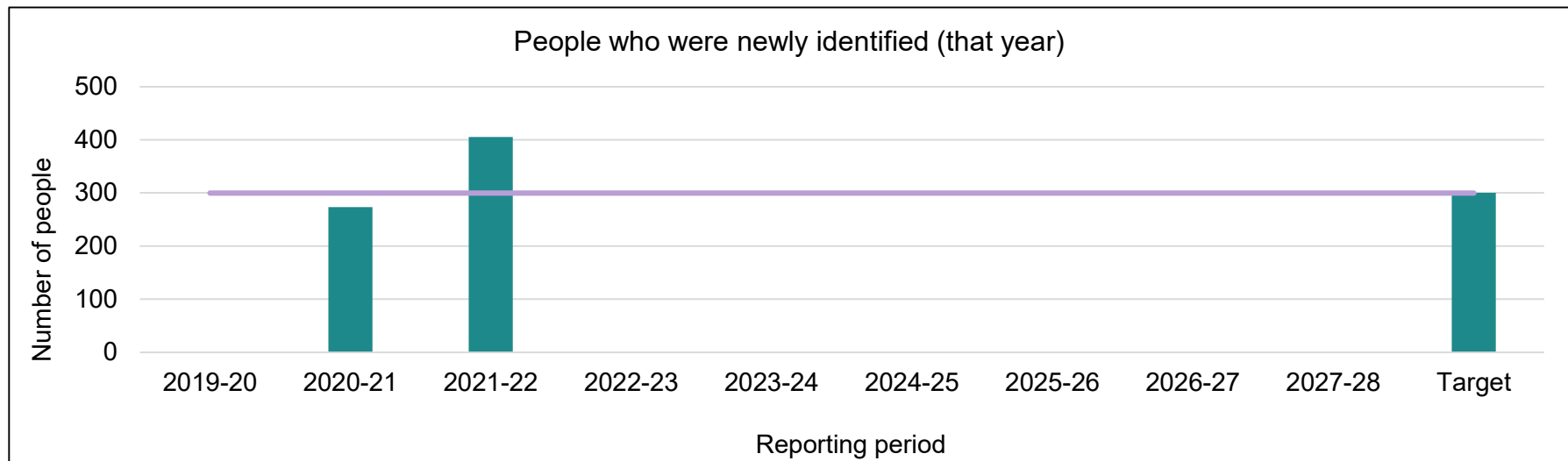


Have you changed any data as submitted in a previous CHR for Outcome #1? If yes, in the comment below please describe what was changed and why?

Yes. We have been able to acquire a new crystal report from another HIFIS using city. We believe this new crystal report is pulling much more comprehensive, accurate data.

Outcome #2: Fewer people were newly identified (new inflows to homelessness are reduced)

	2019-20	2020-21	2021-22	2022-23	2023-24	2024-25	2025-26	2026-27	2027-28	Target
People who were newly identified (that year)		273	405	-	-	-	-	-	-	300

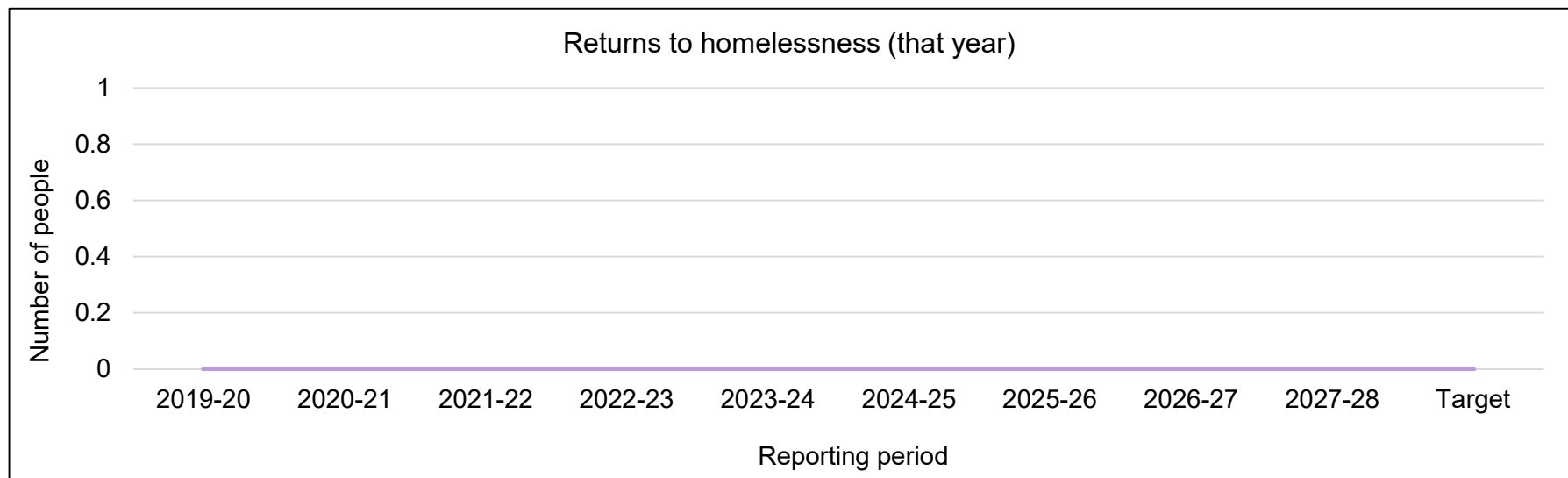


Have you changed any data as submitted in a previous CHR for Outcome #1? If yes, in the comment below please describe what was changed and why?

Yes. We have been able to acquire a new crystal report from another HIFIS using city. We believe this new crystal report is pulling much more comprehensive, accurate data.

Outcome #3: Fewer people return to homelessness (returns to homelessness are reduced)

	2019-20	2020-21	2021-22	2022-23	2023-24	2024-25	2025-26	2026-27	2027-28	Target
Returns to homelessness (that year)		N/A	N/A	-	-	-	-	-	-	TBD

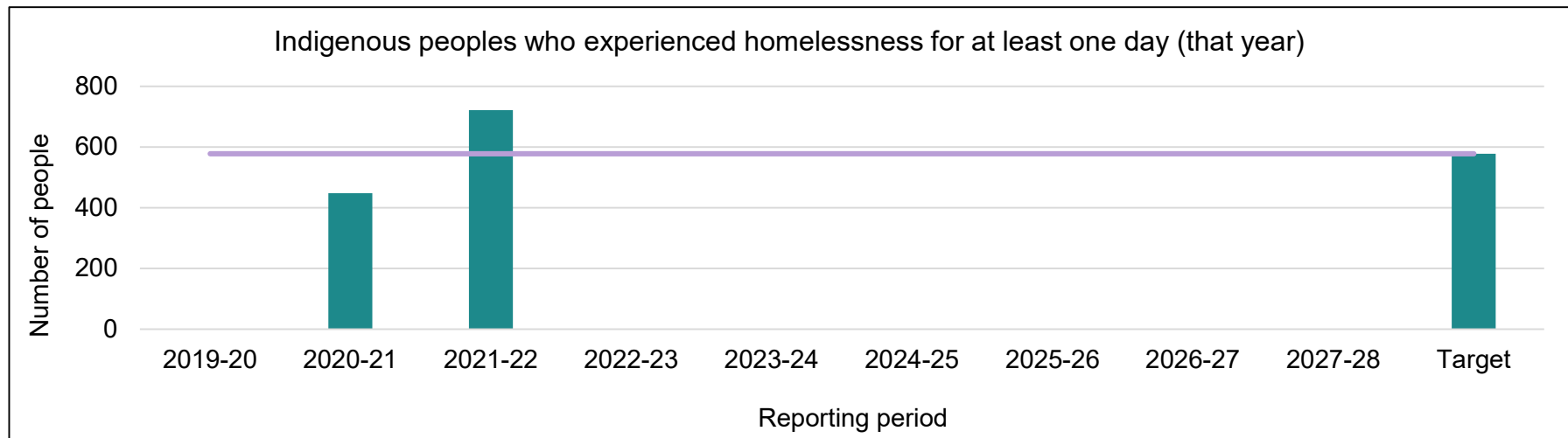


Have you changed any data as submitted in a previous CHR for Outcome #3? If yes, in the comment below please describe what was changed and why?

We are in the process of seeking out a new crystal report to calculate returns to homelessness as we currently do not have a reliable one that captures data properly given the ever increasing movement between cities and towns as COVID is settling down.

Outcome #4: Fewer Indigenous peoples experience homelessness (Indigenous homelessness is reduced)

	2019-20	2020-21	2021-22	2022-23	2023-24	2024-25	2025-26	2026-27	2027-28	Target
Indigenous peoples who experienced homelessness for at least one day (that year)		448	722	-	-	-	-	-	-	578

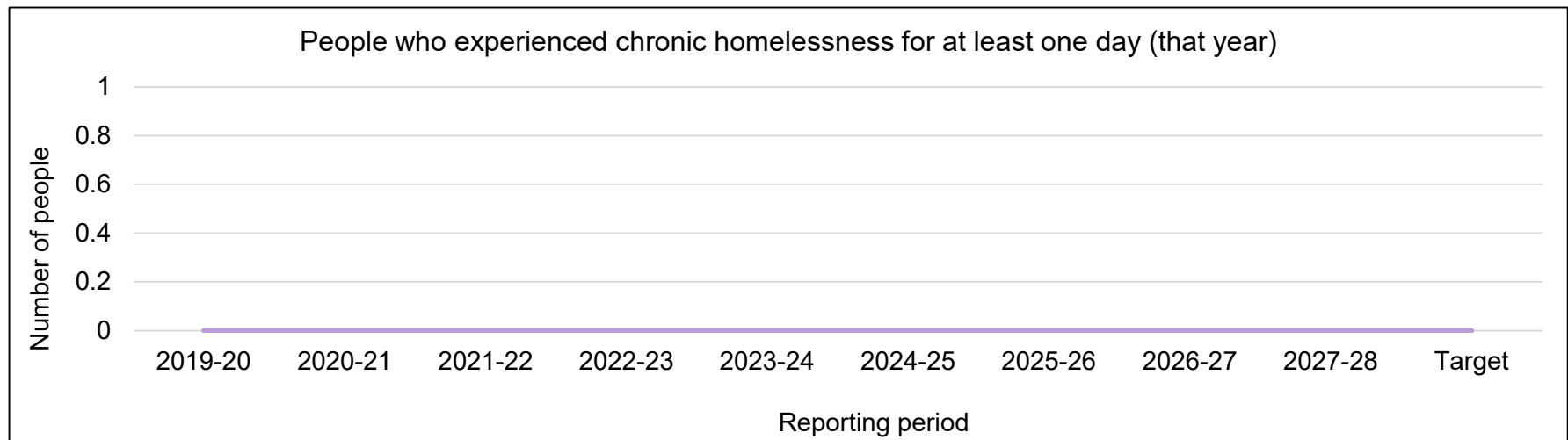


Have you changed any data as submitted in a previous CHR for Outcome #4? If yes, in the comment below please describe what was changed and why?

Yes. We have been able to acquire a new crystal report from another HIFIS using city. We believe this new crystal report is pulling much more comprehensive, accurate data. We have combined that with percentage Indigenous to reach this figure.

Outcome #5: Fewer people experience chronic homelessness (chronic homelessness is reduced)

	2019-20	2020-21	2021-22	2022-23	2023-24	2024-25	2025-26	2026-27	2027-28	Target
People who experienced chronic homelessness for at least one day (that year)		N/A	N/A	-	-	-	-	-	-	TBD



Have you changed any data as submitted in a previous CHR for Outcome #5? If yes, in the comment below please describe what was changed and why?

We do not currently have a crystal report that accurately calculates this figure.

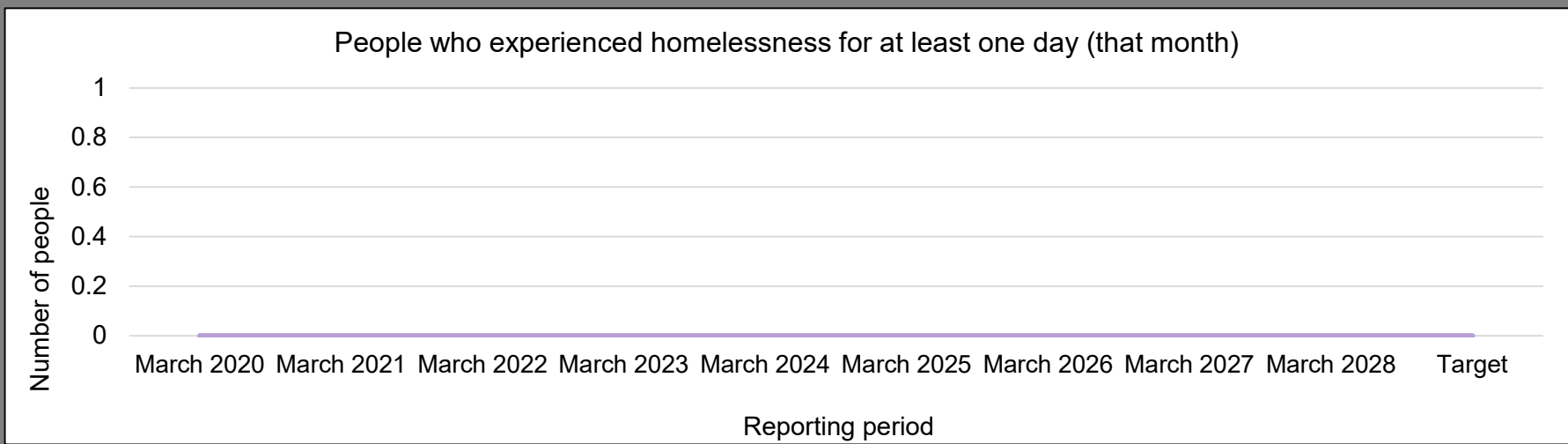
Community-Level Core Outcomes – Monthly Data Reporting

Based on the information provided in the Community Homelessness Report, the community does not have to report monthly community-level outcomes for the reporting period.

--

--	--	--	--	--	--	--	--	--	--	--

--	--	--	--	--	--	--	--	--	--	--



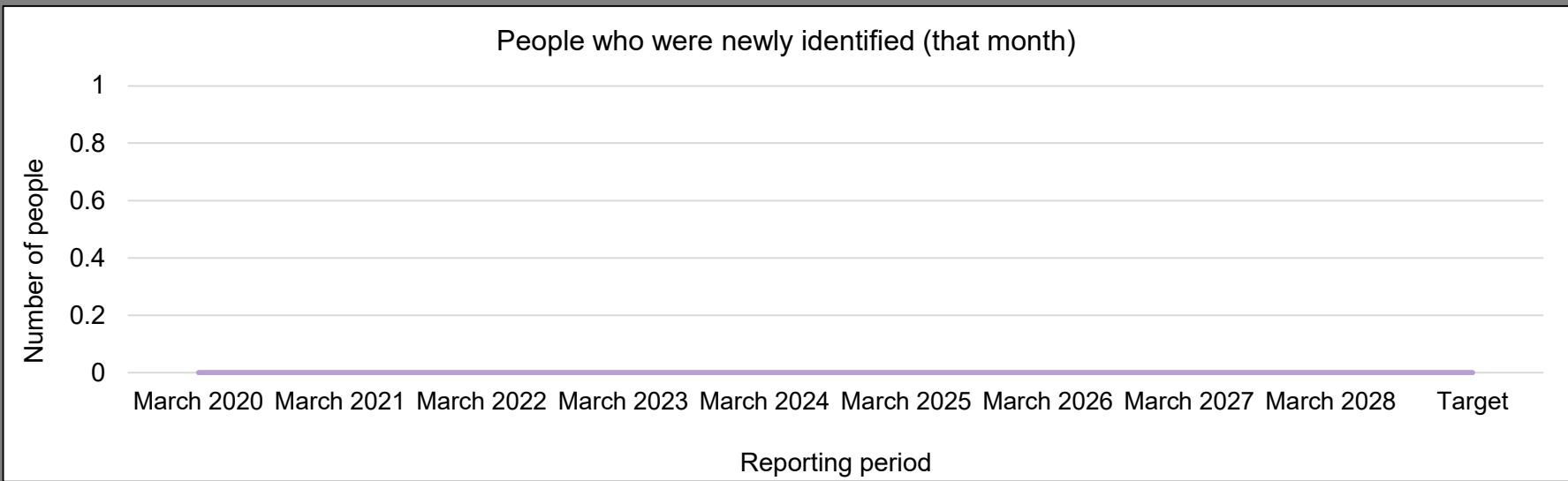
--

--

--	--	--	--	--	--	--	--	--	--	--

--	--	--	--	--	--	--	--	--	--	--

--	--	--	--	--	--	--	--	--	--	--



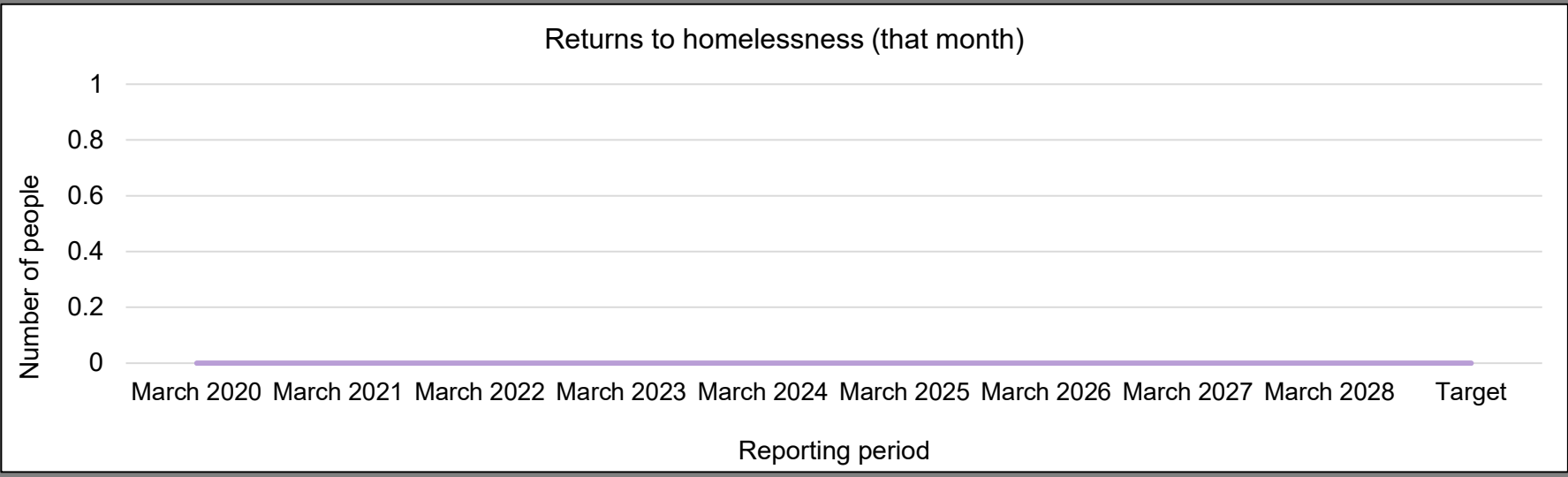
--	--	--	--	--	--	--	--	--	--	--

--	--	--	--	--	--	--	--	--	--	--

--

--	--	--	--	--	--	--	--	--	--	--

--	--	--	--	--	--	--	--	--	--	--



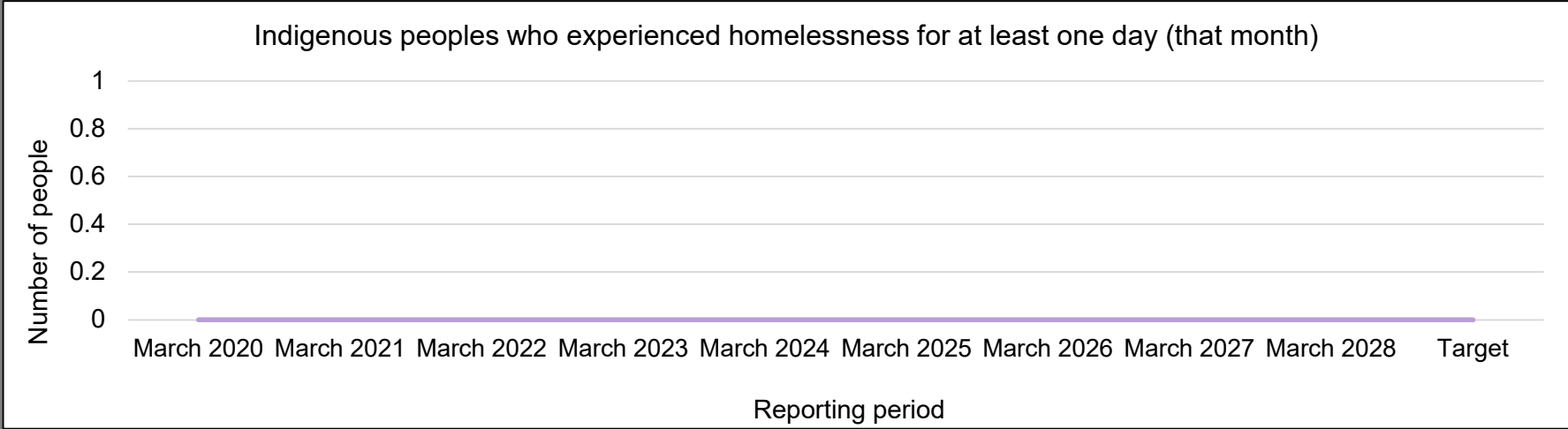
--

--

--	--	--	--	--	--	--	--	--	--	--

--	--	--	--	--	--	--	--	--	--	--

--	--	--	--	--	--	--	--	--	--	--



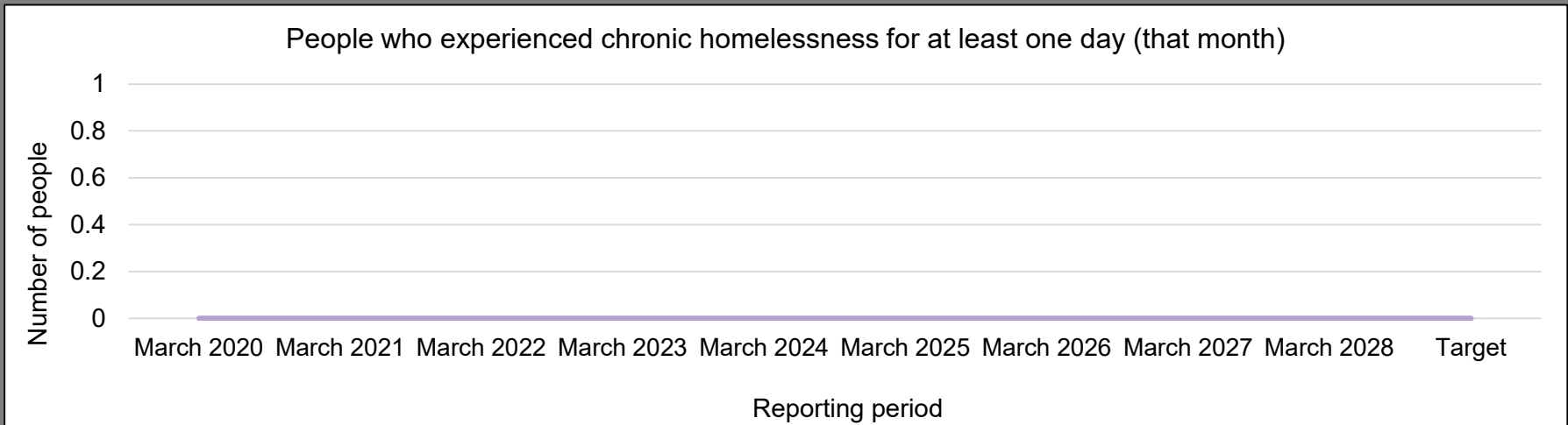
--	--	--	--	--	--	--	--	--	--	--

--	--	--	--	--	--	--	--	--	--	--

--	--	--	--	--	--	--	--	--	--	--

--	--	--	--	--	--	--	--	--	--	--

--	--	--	--	--	--	--	--	--	--	--



--	--	--	--	--	--	--	--	--	--	--

--	--	--	--	--	--	--	--	--	--	--